

# 2023 Annual Agency Profile - Pioneer Resources (NTD ID 55323)

**Mailing Address:** 1145 E WESLEY AVE  
MUSKEGON, MI

**Website:** <https://pioneerresources.org/transportation-services/>

## Geographic Coverage

**Primary Urbanized/Rural Area** Muskegon--Norton Shores, MI  
**Service Area Population** 476,438  
**Service Area Sq. Miles** 1,067  
**Other Areas Served:**  
 Holland, MI, Michigan Non-UZA

## Assets

**Revenue Vehicles** 56  
**Service Vehicles** 3  
**Facilities** 1

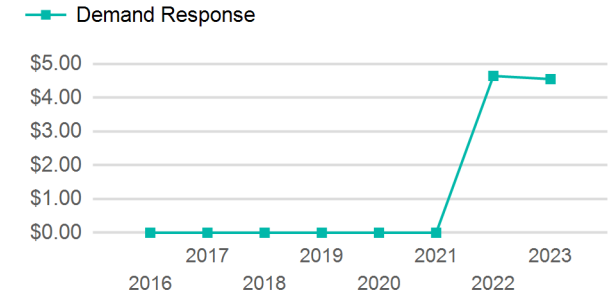
## Service Consumed

**Annual Unlinked Trips (UPT)** 105,881

## Service Supplied

**Annual Vehicle Revenue Miles (VRM)** 587,310  
**Annual Vehicle Revenue Hours (VRH)** 26,683  
**Vehicles Operated in Maximum Service (VOMS)** 20

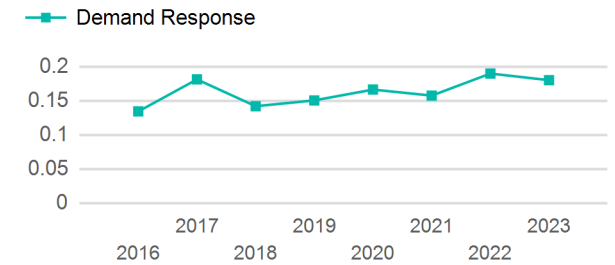
## Operating Expenses per Vehicle Revenue Mile



## Modal Characteristics

Mode	Annual Unlinked Passenger Trips	Directly Operated VOMS	Purchased Transportation VOMS	Annual Vehicle Revenue Miles	Annual Vehicle Revenue Hours
Demand Response	105,881	20	0	587,310	26,683
<b>Total</b>	<b>105,881</b>	<b>20</b>	<b>0</b>	<b>587,310</b>	<b>26,683</b>

## Unlinked Passenger Trip per Vehicle Revenue Mile



Mode	Service Efficiency		Service Effectiveness		
	OE per VRM	OE per VRH	UPT per VRM	UPT per VRH	OE per UPT
Demand Response	\$4.55	\$100.13	0.2	4.0	\$25.23
<b>Total</b>	<b>\$4.55</b>	<b>\$100.13</b>	<b>0.2</b>	<b>4.0</b>	<b>\$25.23</b>

# 2023 Annual Agency Profile - Pioneer Resources (NTD ID 55323)

## 2023 Funding Breakdown

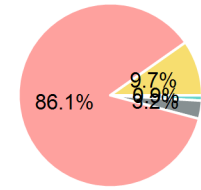
### Summary of Operating Expenses (OE)

Mode	Operating Expenses	Fare Revenues
Demand Response	\$2,671,637	\$0
<b>Total</b>	<b>\$2,671,637</b>	<b>\$0</b>

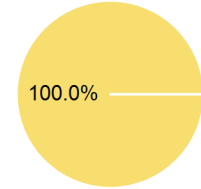
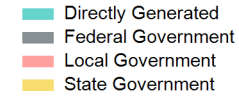
### Sources of Operating Funds Expended

Directly Generated	\$24,982
Federal Government	\$85,109
Local Government	\$2,301,238
State Government	\$260,308
<b>Total Operating Funds Expended</b>	<b>\$2,671,637</b>

### Operating Funding Sources



### Capital Funding Sources



### Sources of Capital Funds Expended

Directly Generated	\$0
Federal Government	\$0
Local Government	\$0
State Government	\$462,929
<b>Total Capital Funds Expended</b>	<b>\$462,929</b>

## 2023 Asset Management

<b>Transit Asset Management (TAM) Tier</b>	Tier II	<b>TAM Sponsor NTD ID</b>	5R03
--	---------	---------------------------	------

### Metrics

Mode	Average Fleet Age in Years
Demand Response	5.5