

# 2023 Annual Agency Profile - Washington County Commissioners (NTD ID 55324)

**Mailing Address:** 223 PUTNAM ST  
MARIETTA, OH

**Website:** <http://wmcap.org/transportation.html>

## Service Consumed

Annual Unlinked Trips (UPT) 14,830

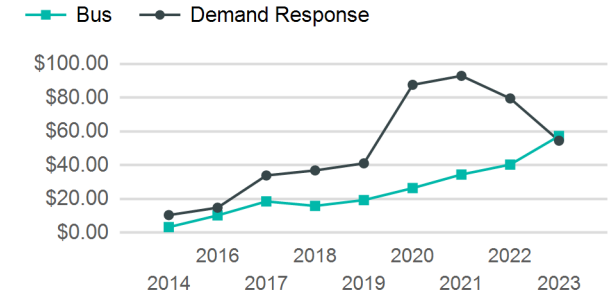
## Service Supplied

Annual Vehicle Revenue Miles (VRM) 170,592

Annual Vehicle Revenue Hours (VRH) 13,560

Vehicles Operated in Maximum Service (VOMS) 10

## Operating Expenses per Vehicle Revenue Mile



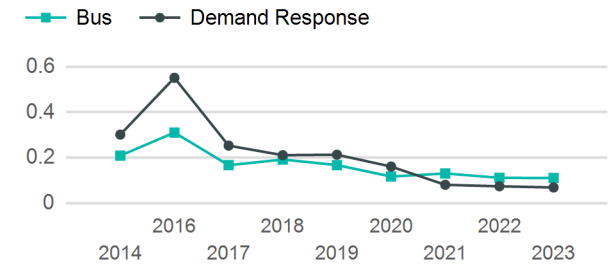
## Assets

Revenue Vehicles 19  
Service Vehicles  
Facilities

## Modal Characteristics

Mode	Annual Unlinked Passenger Trips	Directly Operated VOMS	Purchased Transportation VOMS	Annual Vehicle Revenue Miles	Annual Vehicle Revenue Hours
Bus	8,291	0	5	75,273	5,676
Demand Response	6,539	0	5	95,319	7,884
<b>Total</b>	<b>14,830</b>	<b>0</b>	<b>10</b>	<b>170,592</b>	<b>13,560</b>

## Unlinked Passenger Trip per Vehicle Revenue Mile



Mode	Service Efficiency		Service Effectiveness		
	OE per VRM	OE per VRH	UPT per VRM	UPT per VRH	OE per UPT
Bus	\$6.31	\$83.69	0.1	1.5	\$57.30
Demand Response	\$3.74	\$45.22	0.1	0.8	\$54.52
<b>Total</b>	<b>\$4.87</b>	<b>\$61.32</b>	<b>0.1</b>	<b>1.1</b>	<b>\$56.07</b>

# 2023 Annual Agency Profile - Washington County Commissioners (NTD ID 55324)

## 2023 Funding Breakdown

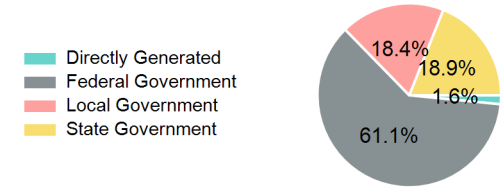
### Summary of Operating Expenses (OE)

Mode	Operating Expenses	Fare Revenues
Bus	\$475,047	\$0
Demand Response	\$356,482	\$0
<b>Total</b>	<b>\$831,529</b>	<b>\$0</b>

### Sources of Operating Funds Expended

Directly Generated	\$13,007
Federal Government	\$508,171
Local Government	\$152,860
State Government	\$157,491
<b>Total Operating Funds Expended</b>	<b>\$831,529</b>


### Operating Funding Sources



### Sources of Capital Funds Expended

Directly Generated	\$0
Federal Government	\$69,830
Local Government	\$2,271
State Government	\$15,187
<b>Total Capital Funds Expended</b>	<b>\$87,288</b>

### Capital Funding Sources



## 2023 Asset Management

<b>Transit Asset Management (TAM) Tier</b>	Tier II	<b>TAM Sponsor NTD ID</b>	5R05
--	---------	---------------------------	------

### Metrics

Mode	Average Fleet Age in Years
Bus	10.1
Demand Response	7.3