

# 2023 Annual Agency Profile - Minnesota River Valley Transit (NTD ID 55325)

**Mailing Address:** 227 S FRONT ST  
SAINT PETER, MN

**Website:** www.mrvtransit.com

## Service Consumed

Annual Unlinked Trips (UPT) 64,476

## Service Supplied

Annual Vehicle Revenue Miles (VRM) 113,246

Annual Vehicle Revenue Hours (VRH) 13,222

Vehicles Operated in Maximum Service (VOMS) 5

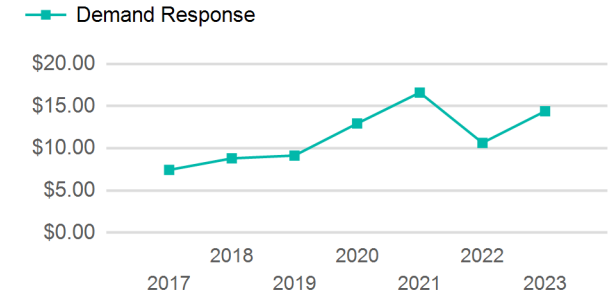
## Assets

Revenue Vehicles 8

Service Vehicles

Facilities

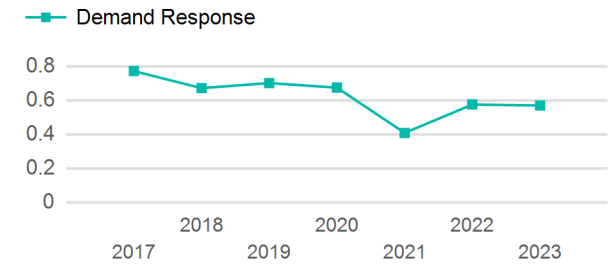
## Operating Expenses per Vehicle Revenue Mile



## Modal Characteristics

Mode	Annual Unlinked Passenger Trips	Directly Operated VOMS	Purchased Transportation VOMS	Annual Vehicle Revenue Miles	Annual Vehicle Revenue Hours
Demand Response	64,476	5	0	113,246	13,222
<b>Total</b>	<b>64,476</b>	<b>5</b>	<b>0</b>	<b>113,246</b>	<b>13,222</b>

## Unlinked Passenger Trip per Vehicle Revenue Mile



## Metrics

### Service Efficiency

### Service Effectiveness

Mode	OE per VRM	OE per VRH	UPT per VRM	UPT per VRH	OE per UPT
Demand Response	\$8.19	\$70.18	0.6	4.9	\$14.39
<b>Total</b>	<b>\$8.19</b>	<b>\$70.18</b>	<b>0.6</b>	<b>4.9</b>	<b>\$14.39</b>

# 2023 Annual Agency Profile - Minnesota River Valley Transit (NTD ID 55325)

## 2023 Funding Breakdown

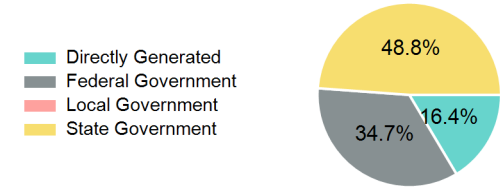
### Summary of Operating Expenses (OE)

Mode	Operating Expenses	Fare Revenues
Demand Response	\$927,975	\$0
<b>Total</b>	<b>\$927,975</b>	<b>\$0</b>

### Sources of Operating Funds Expended

Directly Generated	\$152,228
Federal Government	\$322,453
Local Government	\$0
State Government	\$453,294
<b>Total Operating Funds Expended</b>	<b>\$927,975</b>

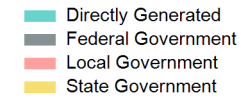
### Operating Funding Sources



### Capital Funding Sources

### Sources of Capital Funds Expended

Directly Generated	\$0
Federal Government	\$0
Local Government	\$0
State Government	\$0
<b>Total Capital Funds Expended</b>	<b>\$0</b>



## 2023 Asset Management

<b>Transit Asset Management (TAM) Tier</b>	Tier II	<b>TAM Sponsor NTD ID</b>	5R04
--	---------	---------------------------	------

### Metrics

Mode	Average Fleet Age in Years
Demand Response	6.5