

# 2023 Annual Agency Profile - County of Clark (NTD ID 55327)

**Mailing Address:** 517 COURT ST RM 502  
Neillsville, WI

**Website:** <https://www.clarkcountywi.gov/>

## Service Consumed

**Annual Unlinked Trips (UPT)** 12,202

## Service Supplied

**Annual Vehicle Revenue Miles (VRM)** 137,611

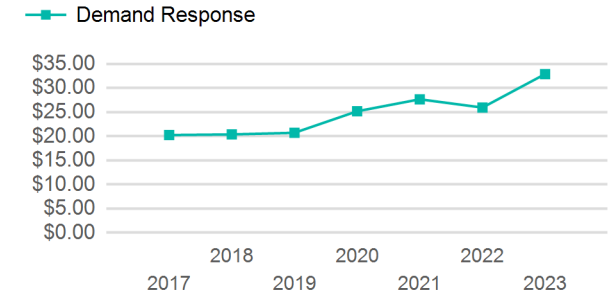
**Annual Vehicle Revenue Hours (VRH)** 11,221

**Vehicles Operated in Maximum Service (VOMS)** 4

## Assets

**Revenue Vehicles** 4  
**Service Vehicles**  
**Facilities**

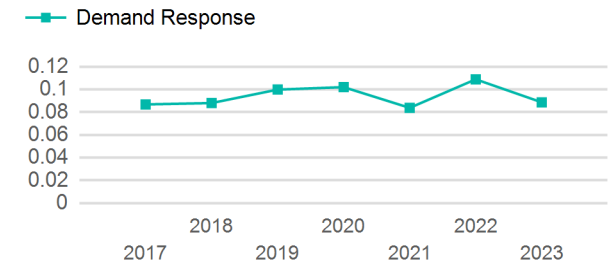
## Operating Expenses per Vehicle Revenue Mile



## Modal Characteristics

Mode	Annual Unlinked Passenger Trips	Directly Operated VOMS	Purchased Transportation VOMS	Annual Vehicle Revenue Miles	Annual Vehicle Revenue Hours
Demand Response	12,202	0	4	137,611	11,221
<b>Total</b>	<b>12,202</b>	<b>0</b>	<b>4</b>	<b>137,611</b>	<b>11,221</b>

## Unlinked Passenger Trip per Vehicle Revenue Mile



Mode	Service Efficiency		Service Effectiveness		
	OE per VRM	OE per VRH	UPT per VRM	UPT per VRH	OE per UPT
Demand Response	\$2.92	\$35.76	0.1	1.1	\$32.89
<b>Total</b>	<b>\$2.92</b>	<b>\$35.76</b>	<b>0.1</b>	<b>1.1</b>	<b>\$32.89</b>

# 2023 Annual Agency Profile - County of Clark (NTD ID 55327)

## 2023 Funding Breakdown

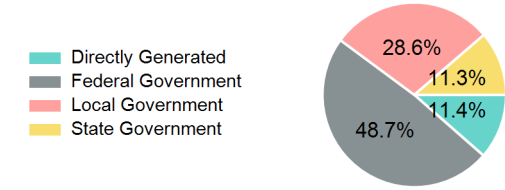
### Summary of Operating Expenses (OE)

Mode	Operating Expenses	Fare Revenues
Demand Response	\$401,268	\$0
<b>Total</b>	<b>\$401,268</b>	<b>\$0</b>

### Sources of Operating Funds Expended

Directly Generated	\$45,822
Federal Government	\$195,316
Local Government	\$114,900
State Government	\$45,230
<b>Total Operating Funds Expended</b>	<b>\$401,268</b>

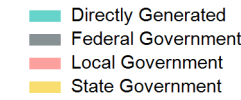
### Operating Funding Sources



### Capital Funding Sources

### Sources of Capital Funds Expended

Directly Generated	\$0
Federal Government	\$0
Local Government	\$0
State Government	\$0
<b>Total Capital Funds Expended</b>	<b>\$0</b>



## 2023 Asset Management

<b>Transit Asset Management (TAM) Tier</b>	Tier II	<b>TAM Sponsor NTD ID</b>	5R06
--------------------------------------------	---------	---------------------------	------

### Metrics

Mode	Average Fleet Age in Years
Demand Response	0.0