

# 2023 Annual Agency Profile - Henry County Transportation Network (NTD ID 55480)

**Mailing Address:** 1853 OAKWOOD AVE  
Napoleon, OH

**Website:** <https://www.henrycountyohio.gov/185/Transportation-Network>

## Service Consumed

Annual Unlinked Trips (UPT) 54,056

## Service Supplied

Annual Vehicle Revenue Miles (VRM) 642,743

Annual Vehicle Revenue Hours (VRH) 28,058

Vehicles Operated in Maximum Service (VOMS) 24

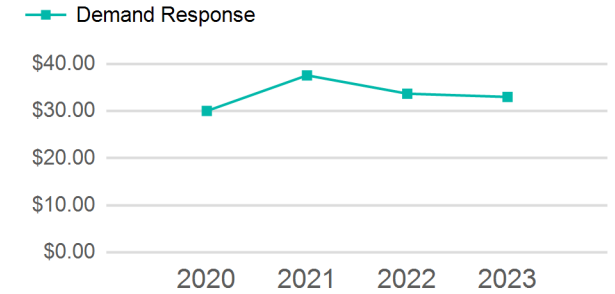
## Assets

Revenue Vehicles 25

Service Vehicles 1

Facilities

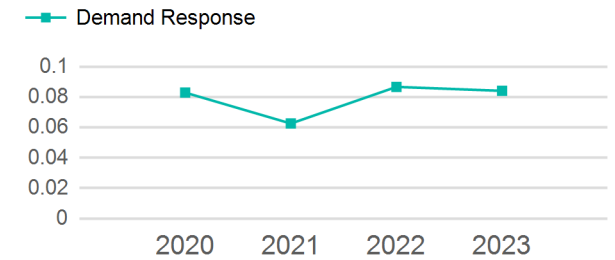
## Operating Expenses per Vehicle Revenue Mile



## Modal Characteristics

Mode	Annual Unlinked Passenger Trips	Directly Operated VOMS	Purchased Transportation VOMS	Annual Vehicle Revenue Miles	Annual Vehicle Revenue Hours
Demand Response	54,056	24	0	642,743	28,058
<b>Total</b>	<b>54,056</b>	<b>24</b>	<b>0</b>	<b>642,743</b>	<b>28,058</b>

## Unlinked Passenger Trip per Vehicle Revenue Mile



## Metrics

Mode	Service Efficiency		Service Effectiveness		
	OE per VRM	OE per VRH	UPT per VRM	UPT per VRH	OE per UPT
Demand Response	\$2.77	\$63.56	0.1	1.9	\$32.99
<b>Total</b>	<b>\$2.77</b>	<b>\$63.56</b>	<b>0.1</b>	<b>1.9</b>	<b>\$32.99</b>

# 2023 Annual Agency Profile - Henry County Transportation Network (NTD ID 55480)

## 2023 Funding Breakdown

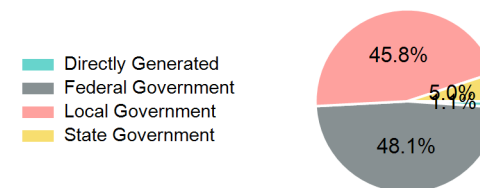
### Summary of Operating Expenses (OE)

Mode	Operating Expenses	Fare Revenues
Demand Response	\$1,783,345	\$0
<b>Total</b>	<b>\$1,783,345</b>	<b>\$0</b>

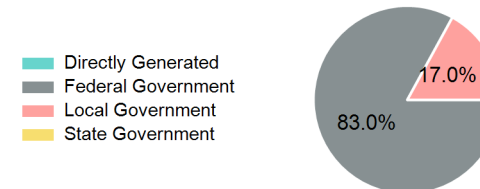
### Sources of Operating Funds Expended

Directly Generated	\$19,027
Federal Government	\$857,633
Local Government	\$816,685
State Government	\$90,000
<b>Total Operating Funds Expended</b>	<b>\$1,783,345</b>

### Operating Funding Sources



### Capital Funding Sources



### Sources of Capital Funds Expended

Directly Generated	\$0
Federal Government	\$204,821
Local Government	\$41,989
State Government	\$0
<b>Total Capital Funds Expended</b>	<b>\$246,810</b>

## 2023 Asset Management

<b>Transit Asset Management (TAM) Tier</b>	Tier II	<b>TAM Sponsor NTD ID</b>	5R05
--	---------	---------------------------	------

### Metrics

Mode	Average Fleet Age in Years
Demand Response	4.3