

2023 Annual Agency Profile - Morrow County Area Transit (NTD ID 55491)

Mailing Address: 6374 TOWNSHIP ROAD 14
MOUNT GILEAD, OH

Website: <https://www.morrowcountyareatransit.com/>

Service Consumed

Annual Unlinked Trips (UPT) 26,557

Service Supplied

Annual Vehicle Revenue Miles (VRM) 440,464

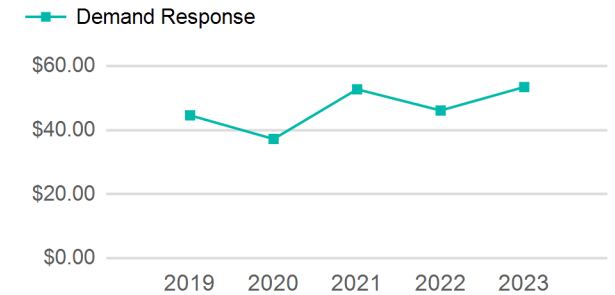
Annual Vehicle Revenue Hours (VRH) 25,169

Vehicles Operated in Maximum Service (VOMS) 22

Assets

Revenue Vehicles 24
Service Vehicles 2
Facilities

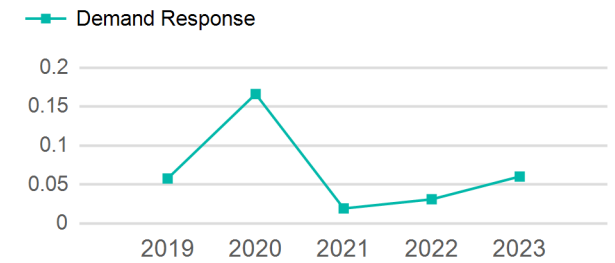
Operating Expenses per Vehicle Revenue Mile



Modal Characteristics

Mode	Annual Unlinked Passenger Trips	Directly Operated VOMS	Purchased Transportation VOMS	Annual Vehicle Revenue Miles	Annual Vehicle Revenue Hours
Demand Response	26,557	22	0	440,464	25,169
Total	26,557	22	0	440,464	25,169

Unlinked Passenger Trip per Vehicle Revenue Mile



Metrics

Mode	Service Efficiency		Service Effectiveness		
	OE per VRM	OE per VRH	UPT per VRM	UPT per VRH	OE per UPT
Demand Response	\$3.22	\$56.36	0.1	1.1	\$53.41
Total	\$3.22	\$56.36	0.1	1.1	\$53.41

2023 Annual Agency Profile - Morrow County Area Transit (NTD ID 55491)

2023 Funding Breakdown

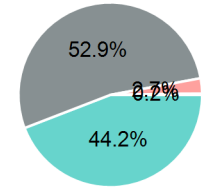
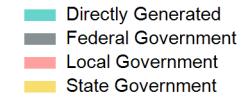
Summary of Operating Expenses (OE)

Mode	Operating Expenses	Fare Revenues
Demand Response	\$1,418,476	\$0
Total	\$1,418,476	\$0

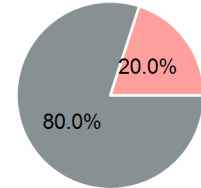
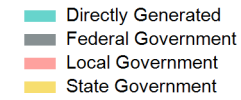
Sources of Operating Funds Expended

Directly Generated	\$626,414
Federal Government	\$751,076
Local Government	\$37,706
State Government	\$3,280
Total Operating Funds Expended	\$1,418,476

Operating Funding Sources



Capital Funding Sources



Sources of Capital Funds Expended

Directly Generated	\$0
Federal Government	\$175,932
Local Government	\$43,983
State Government	\$0
Total Capital Funds Expended	\$219,915

2023 Asset Management

Transit Asset Management (TAM) Tier	Tier II	TAM Sponsor NTD ID	5R05
--	---------	---------------------------	------

Metrics

Mode	Average Fleet Age in Years
Demand Response	4.4