

# 2023 Annual Agency Profile - Access Tusc (NTD ID 55657)

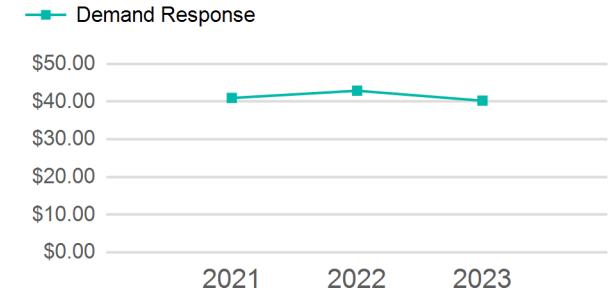
**Mailing Address:** 1458 5TH ST NW  
NEW PHILADELPHIA, OH

**Website:** <https://www.accesstusc.org/access-tusc-transit>

## Service Consumed

Annual Unlinked Trips (UPT) 16,581

## Operating Expenses per Vehicle Revenue Mile



## Assets

Revenue Vehicles 12  
Service Vehicles  
Facilities

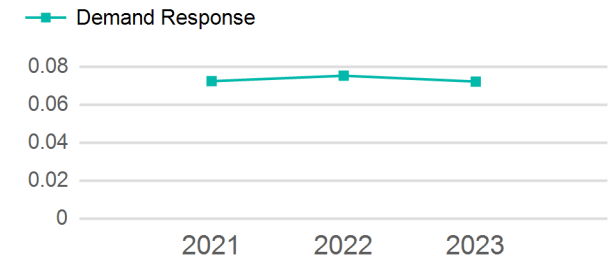
## Service Supplied

Annual Vehicle Revenue Miles (VRM) 229,760  
Annual Vehicle Revenue Hours (VRH) 11,020  
Vehicles Operated in Maximum Service (VOMS) 9

## Modal Characteristics

Mode	Annual Unlinked Passenger Trips	Directly Operated VOMS	Purchased Transportation VOMS	Annual Vehicle Revenue Miles	Annual Vehicle Revenue Hours
Demand Response	16,581	9	0	229,760	11,020
<b>Total</b>	<b>16,581</b>	<b>9</b>	<b>0</b>	<b>229,760</b>	<b>11,020</b>

## Unlinked Passenger Trip per Vehicle Revenue Mile



## Metrics

Mode	Service Efficiency		Service Effectiveness		
	OE per VRM	OE per VRH	UPT per VRM	UPT per VRH	OE per UPT
Demand Response	\$2.90	\$60.55	0.1	1.5	\$40.24
<b>Total</b>	<b>\$2.90</b>	<b>\$60.55</b>	<b>0.1</b>	<b>1.5</b>	<b>\$40.24</b>

# 2023 Annual Agency Profile - Access Tusc (NTD ID 55657)

## 2023 Funding Breakdown

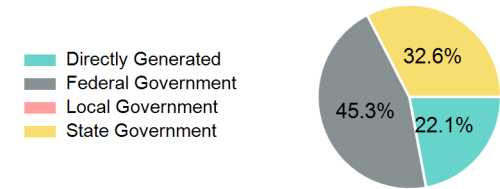
### Summary of Operating Expenses (OE)

Mode	Operating Expenses	Fare Revenues
Demand Response	\$667,233	\$0
<b>Total</b>	<b>\$667,233</b>	<b>\$0</b>


### Sources of Operating Funds Expended

Directly Generated	\$147,230
Federal Government	\$302,492
Local Government	\$0
State Government	\$217,511
<b>Total Operating Funds Expended</b>	<b>\$667,233</b>

### Operating Funding Sources



### Capital Funding Sources



### Sources of Capital Funds Expended

Directly Generated	\$0
Federal Government	\$161,748
Local Government	\$40,440
State Government	\$0
<b>Total Capital Funds Expended</b>	<b>\$202,188</b>

## 2023 Asset Management

<b>Transit Asset Management (TAM) Tier</b>	Tier II	<b>TAM Sponsor NTD ID</b>	5R05
--	---------	---------------------------	------

### Metrics

Mode	Average Fleet Age in Years
Demand Response	5.5