

2023 Annual Agency Profile - Brown County YMCA (NTD ID 55665)

Mailing Address: 105 WILLOW ST
NASHVILLE, IN

Website: <https://browncountyyymca.org/access-brown-county/>

Service Consumed

Annual Unlinked Trips (UPT) 5,803

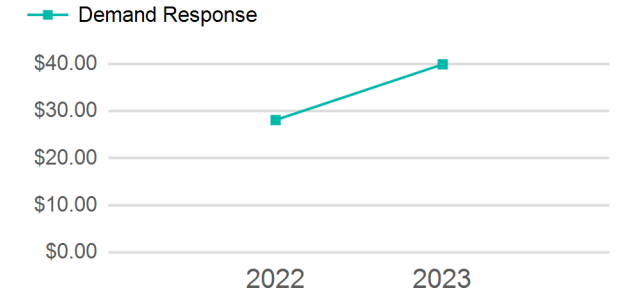
Assets

Revenue Vehicles 4
Service Vehicles
Facilities

Service Supplied

Annual Vehicle Revenue Miles (VRM) 96,496
Annual Vehicle Revenue Hours (VRH) 5,208
Vehicles Operated in Maximum Service (VOMS) 4

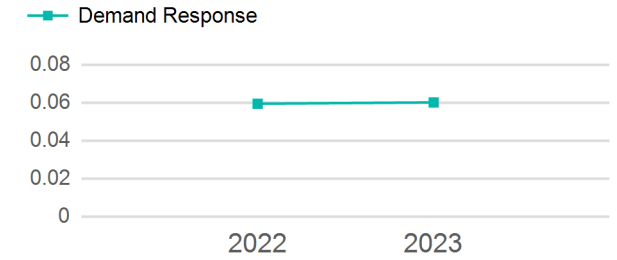
Operating Expenses per Vehicle Revenue Mile



Modal Characteristics

Mode	Annual Unlinked Passenger Trips	Directly Operated VOMS	Purchased Transportation VOMS	Annual Vehicle Revenue Miles	Annual Vehicle Revenue Hours
Demand Response	5,803	4	0	96,496	5,208
Total	5,803	4	0	96,496	5,208

Unlinked Passenger Trip per Vehicle Revenue Mile



Mode	Service Efficiency		Service Effectiveness		
	OE per VRM	OE per VRH	UPT per VRM	UPT per VRH	OE per UPT
Demand Response	\$2.40	\$44.46	0.1	1.1	\$39.90
Total	\$2.40	\$44.46	0.1	1.1	\$39.90

2023 Annual Agency Profile - Brown County YMCA (NTD ID 55665)

2023 Funding Breakdown

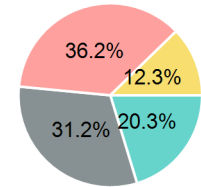
Summary of Operating Expenses (OE)

Mode	Operating Expenses	Fare Revenues
Demand Response	\$231,533	\$0
Total	\$231,533	\$0

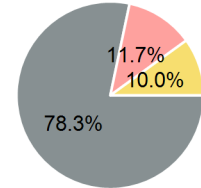
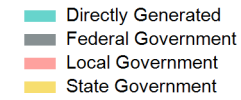
Sources of Operating Funds Expended

Directly Generated	\$46,971
Federal Government	\$72,308
Local Government	\$83,858
State Government	\$28,396
Total Operating Funds Expended	\$231,533

Operating Funding Sources



Capital Funding Sources



Sources of Capital Funds Expended

Directly Generated	\$0
Federal Government	\$93,600
Local Government	\$14,029
State Government	\$11,900
Total Capital Funds Expended	\$119,529

2023 Asset Management

Transit Asset Management (TAM) Tier	Tier II	TAM Sponsor NTD ID	5R02
--	---------	---------------------------	------

Metrics

Mode	Average Fleet Age in Years
Demand Response	2.8