

# 2023 Annual Agency Profile - Meigs County Public Transit (NTD ID 55668)

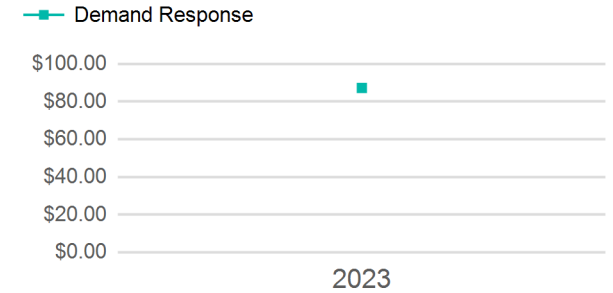
**Mailing Address:** 100 E 2ND ST  
POMEROY, OH

**Website:** <https://meigsdjfs.net/meigs-transit/>

## Service Consumed

Annual Unlinked Trips (UPT) 7,513

## Operating Expenses per Vehicle Revenue Mile



## Assets

Revenue Vehicles 14  
Service Vehicles  
Facilities

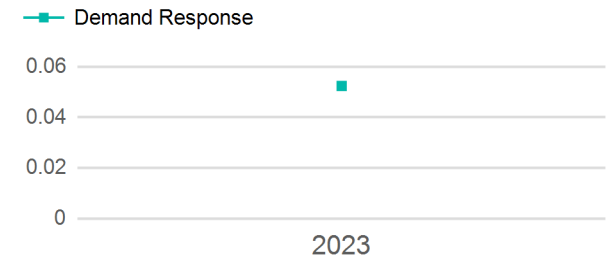
## Service Supplied

Annual Vehicle Revenue Miles (VRM) 143,372  
Annual Vehicle Revenue Hours (VRH) 9,287  
Vehicles Operated in Maximum Service (VOMS) 12

## Modal Characteristics

Mode	Annual Unlinked Passenger Trips	Directly Operated VOMS	Purchased Transportation VOMS	Annual Vehicle Revenue Miles	Annual Vehicle Revenue Hours
Demand Response	7,513	12	0	143,372	9,287
<b>Total</b>	<b>7,513</b>	<b>12</b>	<b>0</b>	<b>143,372</b>	<b>9,287</b>

## Unlinked Passenger Trip per Vehicle Revenue Mile



## Metrics

Mode	Service Efficiency		Service Effectiveness		
	OE per VRM	OE per VRH	UPT per VRM	UPT per VRH	OE per UPT
Demand Response	\$4.57	\$70.57	0.1	0.8	\$87.24
<b>Total</b>	<b>\$4.57</b>	<b>\$70.57</b>	<b>0.1</b>	<b>0.8</b>	<b>\$87.24</b>

# 2023 Annual Agency Profile - Meigs County Public Transit (NTD ID 55668)

## 2023 Funding Breakdown

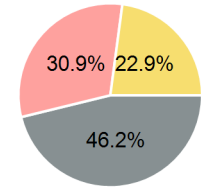
### Summary of Operating Expenses (OE)

Mode	Operating Expenses	Fare Revenues
Demand Response	\$655,408	\$0
<b>Total</b>	<b>\$655,408</b>	<b>\$0</b>

### Sources of Operating Funds Expended

Directly Generated	\$0
Federal Government	\$302,733
Local Government	\$202,675
State Government	\$150,000
<b>Total Operating Funds Expended</b>	<b>\$655,408</b>

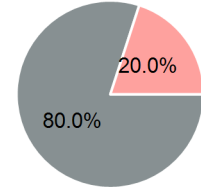
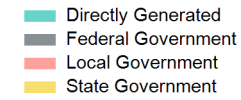
### Operating Funding Sources



### Sources of Capital Funds Expended

Directly Generated	\$0
Federal Government	\$74,201
Local Government	\$18,550
State Government	\$0
<b>Total Capital Funds Expended</b>	<b>\$92,751</b>

### Capital Funding Sources



## 2023 Asset Management

<b>Transit Asset Management (TAM) Tier</b>	Tier II	<b>TAM Sponsor NTD ID</b>	5R05
--	---------	---------------------------	------

### Metrics

Mode	Average Fleet Age in Years
Demand Response	7.2