

# 2023 Annual Agency Profile - Choctaw Nation of Oklahoma (NTD ID 60003)

**Mailing Address:** 1802 CHUKKA HINA  
DURANT, OK

**Website:** <http://cntransit.cnhsa.com>

## Geographic Coverage

**Primary Urbanized/Rural Area** Oklahoma Non-UZA  
**Other Areas Served:**

## Assets

**Revenue Vehicles** 47  
**Service Vehicles** 3  
**Facilities**

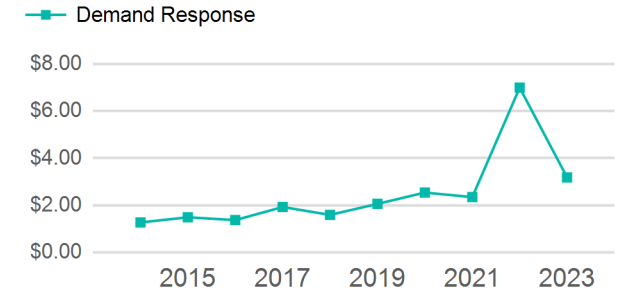
## Service Consumed

**Annual Unlinked Trips (UPT)** 30,507

## Service Supplied

**Annual Vehicle Revenue Miles (VRM)** 1,179,988  
**Annual Vehicle Revenue Hours (VRH)** 33,109  
**Vehicles Operated in Maximum Service (VOMS)** 36

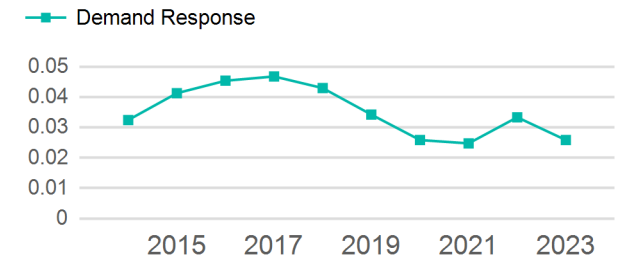
## Operating Expenses per Vehicle Revenue Mile



## Modal Characteristics

Mode	Annual Unlinked Passenger Trips	Directly Operated VOMS	Purchased Transportation VOMS	Annual Vehicle Revenue Miles	Annual Vehicle Revenue Hours
Demand Response	30,507	36	0	1,179,988	33,109
<b>Total</b>	<b>30,507</b>	<b>36</b>	<b>0</b>	<b>1,179,988</b>	<b>33,109</b>

## Unlinked Passenger Trip per Vehicle Revenue Mile



## Metrics

### Service Efficiency

### Service Effectiveness

Mode	OE per VRM	OE per VRH	UPT per VRM	UPT per VRH	OE per UPT
Demand Response	\$3.18	\$113.47	0.0	0.9	\$123.15
<b>Total</b>	<b>\$3.18</b>	<b>\$113.47</b>	<b>0.0</b>	<b>0.9</b>	<b>\$123.15</b>

# 2023 Annual Agency Profile - Choctaw Nation of Oklahoma (NTD ID 60003)

## 2023 Funding Breakdown

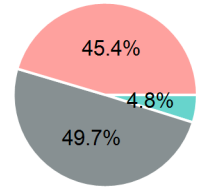
### Summary of Operating Expenses (OE)

Mode	Operating Expenses	Fare Revenues
Demand Response	\$3,756,934	\$0
<b>Total</b>	<b>\$3,756,934</b>	<b>\$0</b>

### Sources of Operating Funds Expended

Directly Generated	\$181,463
Federal Government	\$1,868,597
Local Government	\$1,706,874
State Government	\$0
<b>Total Operating Funds Expended</b>	<b>\$3,756,934</b>

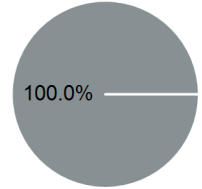
### Operating Funding Sources



### Sources of Capital Funds Expended

Directly Generated	\$0
Federal Government	\$19,830
Local Government	\$0
State Government	\$0
<b>Total Capital Funds Expended</b>	<b>\$19,830</b>

### Capital Funding Sources



## 2023 Asset Management

Transit Asset Management (TAM) Tier Tier II

TAM Sponsor NTD ID

### Metrics

Mode	Average Fleet Age in Years
Demand Response	5.2