

2023 Annual Agency Profile - Citizen Potawatomi Nation (NTD ID 60004)

Mailing Address: 1601 GORDON COOPER DR
SHAWNEE, OK

Website: <http://www.potawatomi.org/>

Geographic Coverage

Primary Urbanized/Rural Area Oklahoma Non-UZA

Other Areas Served:

Assets

Revenue Vehicles 8
Service Vehicles
Facilities

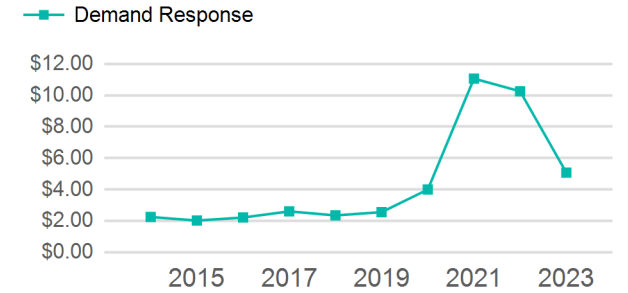
Service Consumed

Annual Unlinked Trips (UPT) 10,466

Service Supplied

Annual Vehicle Revenue Miles (VRM) 90,041
Annual Vehicle Revenue Hours (VRH) 7,028
Vehicles Operated in Maximum Service (VOMS) 7

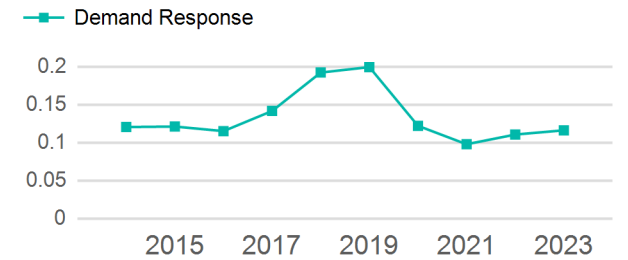
Operating Expenses per Vehicle Revenue Mile



Modal Characteristics

Mode	Annual Unlinked Passenger Trips	Directly Operated VOMS	Purchased Transportation VOMS	Annual Vehicle Revenue Miles	Annual Vehicle Revenue Hours
Demand Response	10,466	7	0	90,041	7,028
Total	10,466	7	0	90,041	7,028

Unlinked Passenger Trip per Vehicle Revenue Mile



Metrics

Service Efficiency

Service Effectiveness

Mode	OE per VRM	OE per VRH	UPT per VRM	UPT per VRH	OE per UPT
Demand Response	\$5.08	\$65.11	0.1	1.5	\$43.72
Total	\$5.08	\$65.11	0.1	1.5	\$43.72

2023 Annual Agency Profile - Citizen Potawatomi Nation (NTD ID 60004)

2023 Funding Breakdown

Summary of Operating Expenses (OE)

Mode	Operating Expenses	Fare Revenues
Demand Response	\$457,560	\$0
Total	\$457,560	\$0

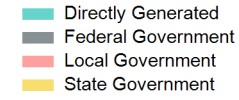
Sources of Operating Funds Expended

Directly Generated	\$0
Federal Government	\$457,560
Local Government	\$0
State Government	\$0
Total Operating Funds Expended	\$457,560

Operating Funding Sources



Capital Funding Sources



Sources of Capital Funds Expended

Directly Generated	\$0
Federal Government	\$138,462
Local Government	\$0
State Government	\$0
Total Capital Funds Expended	\$138,462

2023 Asset Management

Transit Asset Management (TAM) Tier Tier II

TAM Sponsor NTD ID

Metrics

Mode	Average Fleet Age in Years
Demand Response	1.9