

2023 Annual Agency Profile - Comanche Nation (NTD ID 60005)

Mailing Address: 584 NW BINGO RD
LAWTON, OK

Website: :<https://comanchenation.com/departments/family-services/transit>

Geographic Coverage

Primary Urbanized/Rural Area Oklahoma Non-UZA

Other Areas Served:

Lawton, OK

Assets

Revenue Vehicles 16
Service Vehicles 2
Facilities 1

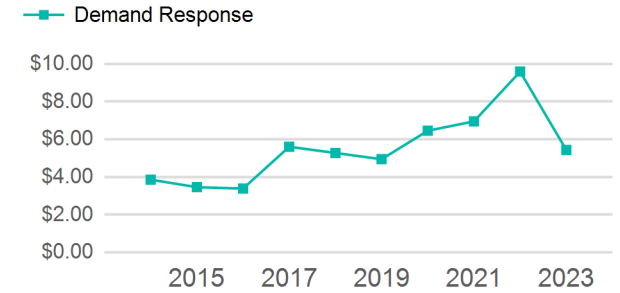
Service Consumed

Annual Unlinked Trips (UPT) 36,727

Service Supplied

Annual Vehicle Revenue Miles (VRM) 321,181
Annual Vehicle Revenue Hours (VRH) 16,316
Vehicles Operated in Maximum Service (VOMS) 15

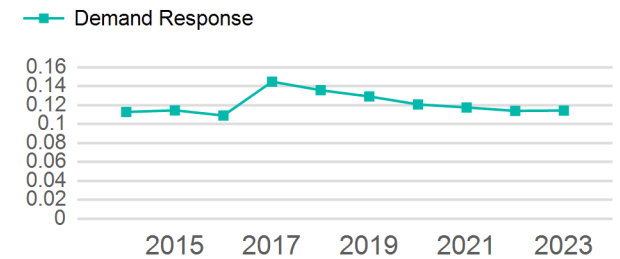
Operating Expenses per Vehicle Revenue Mile



Modal Characteristics

Mode	Annual Unlinked Passenger Trips	Directly Operated VOMS	Purchased Transportation VOMS	Annual Vehicle Revenue Miles	Annual Vehicle Revenue Hours
Demand Response	36,727	15	0	321,181	16,316
Total	36,727	15	0	321,181	16,316

Unlinked Passenger Trip per Vehicle Revenue Mile



Metrics

Service Efficiency

Service Effectiveness

Mode	OE per VRM	OE per VRH	UPT per VRM	UPT per VRH	OE per UPT
Demand Response	\$5.44	\$107.05	0.1	2.3	\$47.56
Total	\$5.44	\$107.05	0.1	2.3	\$47.56

2023 Annual Agency Profile - Comanche Nation (NTD ID 60005)

2023 Funding Breakdown

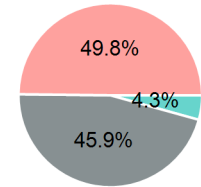
Summary of Operating Expenses (OE)

Mode	Operating Expenses	Fare Revenues
Demand Response	\$1,746,591	\$0
Total	\$1,746,591	\$0

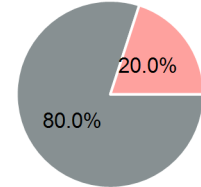
Sources of Operating Funds Expended

Directly Generated	\$74,918
Federal Government	\$801,673
Local Government	\$870,000
State Government	\$0
Total Operating Funds Expended	\$1,746,591

Operating Funding Sources



Capital Funding Sources



Sources of Capital Funds Expended

Directly Generated	\$0
Federal Government	\$120,001
Local Government	\$30,000
State Government	\$0
Total Capital Funds Expended	\$150,001

2023 Asset Management

Transit Asset Management (TAM) Tier Tier II

TAM Sponsor NTD ID

Metrics

Mode	Average Fleet Age in Years
Demand Response	2.8