

2023 Annual Agency Profile - City of Lake Charles (NTD ID 60023)

Mailing Address: 326 PUJO ST
LAKE CHARLES, LA

Website: <http://www.cityoflakecharles.com/transit>

Geographic Coverage

Primary Urbanized/Rural Area Lake Charles, LA
Service Area Population 73,474
Service Area Sq. Miles 43
Other Areas Served:

Assets

Revenue Vehicles 13
Service Vehicles 2
Facilities 2

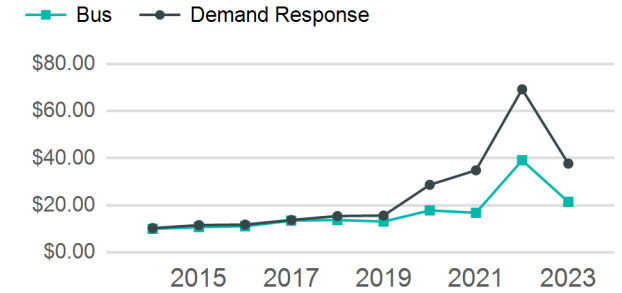
Service Consumed

Annual Unlinked Trips (UPT) 80,913

Service Supplied

Annual Vehicle Revenue Miles (VRM) 162,317
Annual Vehicle Revenue Hours (VRH) 15,506
Vehicles Operated in Maximum Service (VOMS) 7

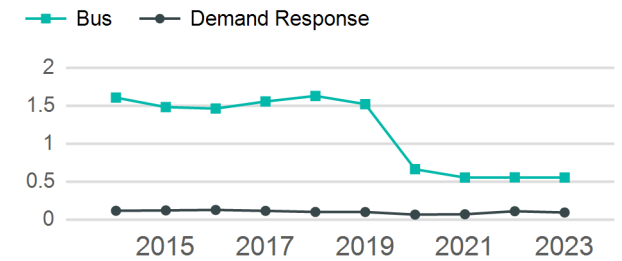
Operating Expenses per Vehicle Revenue Mile



Modal Characteristics

Mode	Annual Unlinked Passenger Trips	Directly Operated VOMS	Purchased Transportation VOMS	Annual Vehicle Revenue Miles	Annual Vehicle Revenue Hours
Bus	79,115	5	0	143,015	12,456
Demand Response	1,798	2	0	19,302	3,050
Total	80,913	7	0	162,317	15,506

Unlinked Passenger Trip per Vehicle Revenue Mile



Metrics

Service Efficiency

Service Effectiveness

Mode	OE per VRM	OE per VRH	UPT per VRM	UPT per VRH	OE per UPT
Bus	\$21.47	\$246.46	0.6	6.4	\$38.80
Demand Response	\$37.69	\$238.50	0.1	0.6	\$404.58
Total	\$23.39	\$244.90	0.5	5.2	\$46.93

2023 Annual Agency Profile - City of Lake Charles (NTD ID 60023)

2023 Funding Breakdown

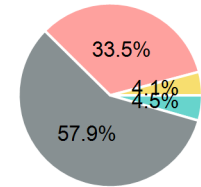
Summary of Operating Expenses (OE)

Mode	Operating Expenses	Fare Revenues
Bus	\$3,069,927	\$0
Demand Response	\$727,440	\$0
Total	\$3,797,367	\$0

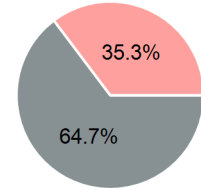
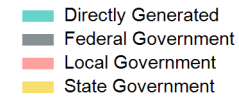
Sources of Operating Funds Expended

Directly Generated	\$169,002
Federal Government	\$2,199,396
Local Government	\$1,272,572
State Government	\$156,397
Total Operating Funds Expended	\$3,797,367

Operating Funding Sources



Capital Funding Sources



Sources of Capital Funds Expended

Directly Generated	\$0
Federal Government	\$74,365
Local Government	\$40,539
State Government	\$0
Total Capital Funds Expended	\$114,904

2023 Asset Management

Transit Asset Management (TAM) Tier Tier II

TAM Sponsor NTD ID

Metrics

Mode	Average Fleet Age in Years
Bus	9.2
Demand Response	6.0