

# 2023 Annual Agency Profile - St. Bernard Parish (NTD ID 60058)

**Mailing Address:** 8201 W JUDGE PEREZ DR  
CHALMETTE, LA

**Website:** <http://www.sbpj.net/178/transit>

## Geographic Coverage

**Primary Urbanized/Rural Area** New Orleans, LA  
**Service Area Population** 43,764  
**Service Area Sq. Miles** 24  
**Other Areas Served:**

## Assets

**Revenue Vehicles** 6  
**Service Vehicles** 3  
**Facilities** 2

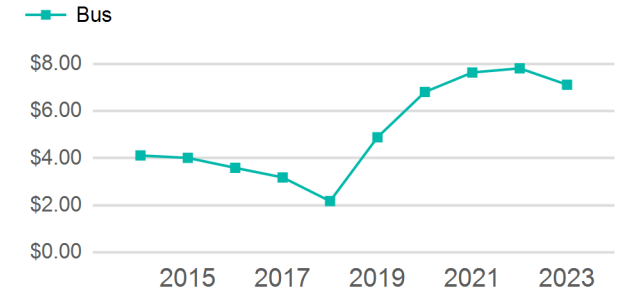
## Service Consumed

**Annual Unlinked Trips (UPT)** 26,961

## Service Supplied

**Annual Vehicle Revenue Miles (VRM)** 56,565  
**Annual Vehicle Revenue Hours (VRH)** 3,188  
**Vehicles Operated in Maximum Service (VOMS)** 2

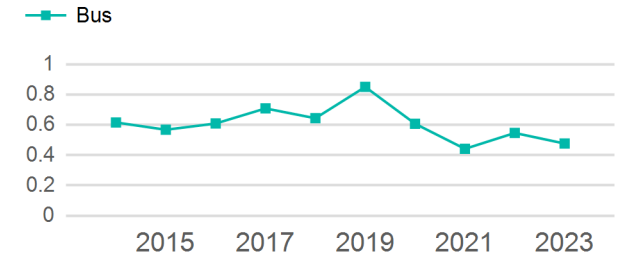
## Operating Expenses per Vehicle Revenue Mile



## Modal Characteristics

Mode	Annual Unlinked Passenger Trips	Directly Operated VOMS	Purchased Transportation VOMS	Annual Vehicle Revenue Miles	Annual Vehicle Revenue Hours
Bus	26,961	2	0	56,565	3,188
<b>Total</b>	<b>26,961</b>	<b>2</b>	<b>0</b>	<b>56,565</b>	<b>3,188</b>

## Unlinked Passenger Trip per Vehicle Revenue Mile



Mode	Service Efficiency		Service Effectiveness		
	OE per VRM	OE per VRH	UPT per VRM	UPT per VRH	OE per UPT
Bus	\$7.12	\$126.29	0.5	8.5	\$14.93
<b>Total</b>	<b>\$7.12</b>	<b>\$126.29</b>	<b>0.5</b>	<b>8.5</b>	<b>\$14.93</b>

# 2023 Annual Agency Profile - St. Bernard Parish (NTD ID 60058)

## 2023 Funding Breakdown

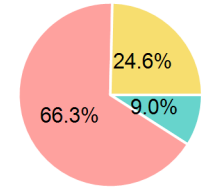
### Summary of Operating Expenses (OE)

Mode	Operating Expenses	Fare Revenues
Bus	\$402,620	\$0
<b>Total</b>	<b>\$402,620</b>	<b>\$0</b>

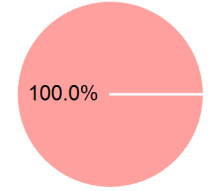
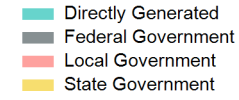
### Sources of Operating Funds Expended

Directly Generated	\$36,281
Federal Government	\$0
Local Government	\$267,112
State Government	\$99,227
<b>Total Operating Funds Expended</b>	<b>\$402,620</b>

### Operating Funding Sources



### Capital Funding Sources



### Sources of Capital Funds Expended

Directly Generated	\$0
Federal Government	\$0
Local Government	\$128,134
State Government	\$0
<b>Total Capital Funds Expended</b>	<b>\$128,134</b>

## 2023 Asset Management

Transit Asset Management (TAM) Tier Tier II

TAM Sponsor NTD ID

### Metrics

Mode	Average Fleet Age in Years
Bus	4.8