

2023 Annual Agency Profile - Texarkana Urban Transit District (NTD ID 60093)

Mailing Address: 1402 TEXAS BLVD
TEXARKANA, TX

Website: <http://www.t-linebus.org/>

Geographic Coverage

Primary Urbanized/Rural Area: Texarkana, TX--AR
 Service Area Population: 83,469
 Service Area Sq. Miles: 73
 Other Areas Served:
 Texas Non-UZA, Arkansas Non-UZA

Assets

Revenue Vehicles: 22
 Service Vehicles: 8
 Facilities: 2

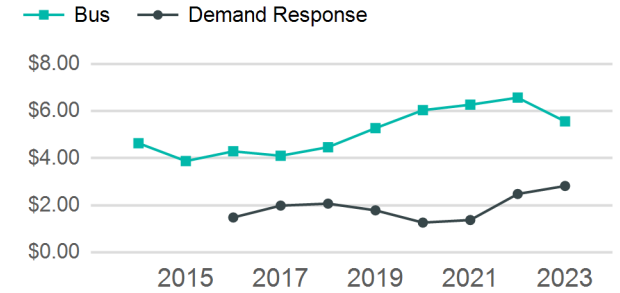
Service Consumed

Annual Unlinked Trips (UPT): 233,379

Service Supplied

Annual Vehicle Revenue Miles (VRM): 383,907
 Annual Vehicle Revenue Hours (VRH): 25,726
 Vehicles Operated in Maximum Service (VOMS): 10

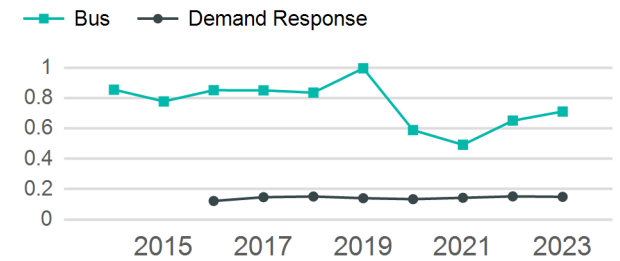
Operating Expenses per Vehicle Revenue Mile



Modal Characteristics

Mode	Annual Unlinked Passenger Trips	Directly Operated VOMS	Purchased Transportation VOMS	Annual Vehicle Revenue Miles	Annual Vehicle Revenue Hours
Bus	222,769	6	0	313,080	19,599
Demand Response	10,610	4	0	70,827	6,127
Total	233,379	10	0	383,907	25,726

Unlinked Passenger Trip per Vehicle Revenue Mile



Metrics

Service Efficiency

Service Effectiveness

Mode	OE per VRM	OE per VRH	UPT per VRM	UPT per VRH	OE per UPT
Bus	\$5.56	\$88.81	0.7	11.4	\$7.81
Demand Response	\$2.82	\$32.61	0.1	1.7	\$18.83
Total	\$5.05	\$75.42	0.6	9.1	\$8.31

2023 Annual Agency Profile - Texarkana Urban Transit District (NTD ID 60093)

2023 Funding Breakdown

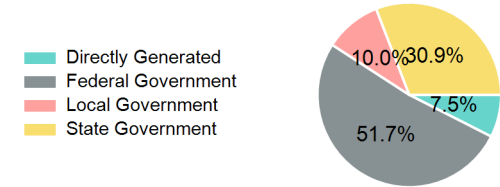
Summary of Operating Expenses (OE)

Mode	Operating Expenses	Fare Revenues
Bus	\$1,740,539	\$0
Demand Response	\$199,802	\$0
Total	\$1,940,341	\$0

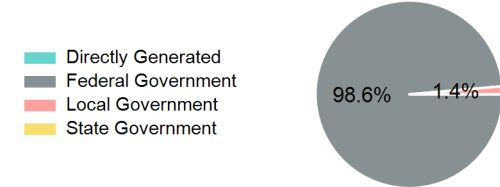
Sources of Operating Funds Expended

Directly Generated	\$144,578
Federal Government	\$1,002,486
Local Government	\$194,049
State Government	\$599,228
Total Operating Funds Expended	\$1,940,341

Operating Funding Sources



Capital Funding Sources



Sources of Capital Funds Expended

Directly Generated	\$0
Federal Government	\$1,114,666
Local Government	\$15,507
State Government	\$0
Total Capital Funds Expended	\$1,130,173

2023 Asset Management

Transit Asset Management (TAM) Tier: Tier II TAM Sponsor NTD ID: 6R05

Metrics

Mode	Average Fleet Age in Years
Bus	4.9
Demand Response	6.6