

2023 Annual Agency Profile - River Parishes Transit Authority (NTD ID 60112)

Mailing Address: 149 WOODLAND DR
LA PLACE, LA

Website: <http://www.rptarolls.org/>

Geographic Coverage

Primary Urbanized/Rural Area: New Orleans, LA
 Service Area Population: 98,704
 Service Area Sq. Miles: 143
 Other Areas Served:
 Louisiana Non-UZA

Assets

Revenue Vehicles: 9
 Service Vehicles
 Facilities

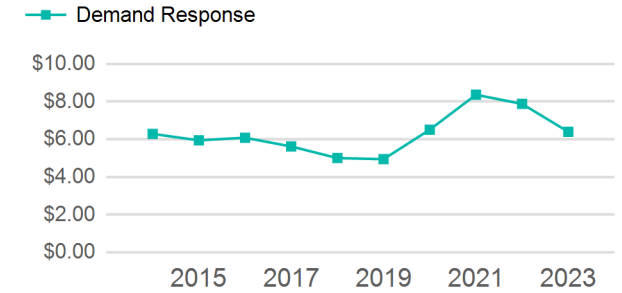
Service Consumed

Annual Unlinked Trips (UPT): 18,799

Service Supplied

Annual Vehicle Revenue Miles (VRM): 193,599
 Annual Vehicle Revenue Hours (VRH): 13,448
 Vehicles Operated in Maximum Service (VOMS): 3

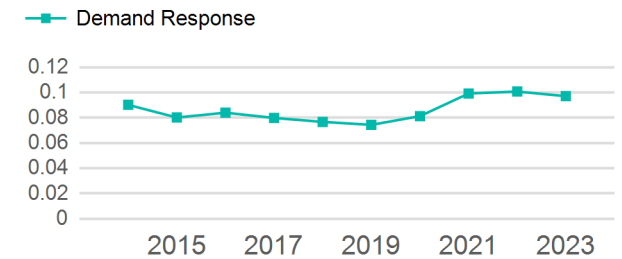
Operating Expenses per Vehicle Revenue Mile



Modal Characteristics

Mode	Annual Unlinked Passenger Trips	Directly Operated VOMS	Purchased Transportation VOMS	Annual Vehicle Revenue Miles	Annual Vehicle Revenue Hours
Demand Response	18,799	0	3	193,599	13,448
Total	18,799	0	3	193,599	13,448

Unlinked Passenger Trip per Vehicle Revenue Mile



Mode	Service Efficiency		Service Effectiveness		
	OE per VRM	OE per VRH	UPT per VRM	UPT per VRH	OE per UPT
Demand Response	\$6.40	\$92.09	0.1	1.4	\$65.87
Total	\$6.40	\$92.09	0.1	1.4	\$65.87

2023 Annual Agency Profile - River Parishes Transit Authority (NTD ID 60112)

2023 Funding Breakdown

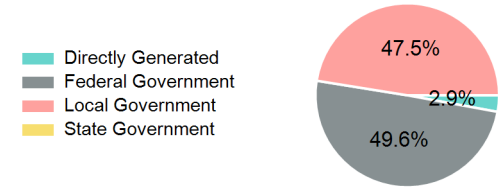
Summary of Operating Expenses (OE)

Mode	Operating Expenses	Fare Revenues
Demand Response	\$1,238,378	\$0
Total	\$1,238,378	\$0

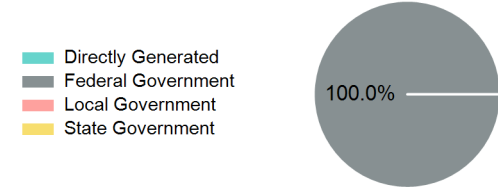
Sources of Operating Funds Expended

Directly Generated	\$35,704
Federal Government	\$614,847
Local Government	\$587,827
State Government	\$0
Total Operating Funds Expended	\$1,238,378

Operating Funding Sources



Capital Funding Sources



Sources of Capital Funds Expended

Directly Generated	\$0
Federal Government	\$68,845
Local Government	\$0
State Government	\$0
Total Capital Funds Expended	\$68,845

2023 Asset Management

Transit Asset Management (TAM) Tier Tier II

TAM Sponsor NTD ID

Metrics

Mode	Average Fleet Age in Years
Demand Response	6.1