

# 2023 Annual Agency Profile - SPAN, Incorporated (NTD ID 60116)

**Mailing Address:** 1800 MALONE ST  
Denton, TX

**Website:** <http://span-transit.org/>

## Geographic Coverage

**Primary Urbanized/Rural Area** Denton--Lewisville, TX  
**Service Area Population** 859,064  
**Service Area Sq. Miles** 878  
**Other Areas Served:**  
 Texas Non-UZA, Dallas--Fort Worth--Arlington, TX

## Assets

**Revenue Vehicles** 30  
**Service Vehicles** 2  
**Facilities** 1

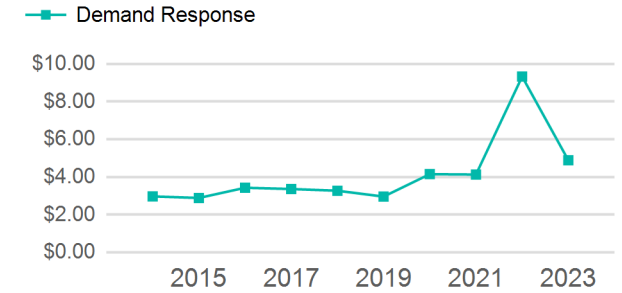
## Service Consumed

**Annual Unlinked Trips (UPT)** 51,275

## Service Supplied

**Annual Vehicle Revenue Miles (VRM)** 631,322  
**Annual Vehicle Revenue Hours (VRH)** 32,000  
**Vehicles Operated in Maximum Service (VOMS)** 29

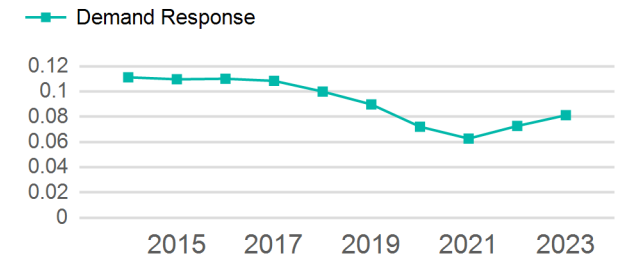
## Operating Expenses per Vehicle Revenue Mile



## Modal Characteristics

Mode	Annual Unlinked Passenger Trips	Directly Operated VOMS	Purchased Transportation VOMS	Annual Vehicle Revenue Miles	Annual Vehicle Revenue Hours
Demand Response	51,275	29	0	631,322	32,000
<b>Total</b>	<b>51,275</b>	<b>29</b>	<b>0</b>	<b>631,322</b>	<b>32,000</b>

## Unlinked Passenger Trip per Vehicle Revenue Mile



Mode	Service Efficiency		Service Effectiveness		
	OE per VRM	OE per VRH	UPT per VRM	UPT per VRH	OE per UPT
Demand Response	\$4.89	\$96.49	0.1	1.6	\$60.22
<b>Total</b>	<b>\$4.89</b>	<b>\$96.49</b>	<b>0.1</b>	<b>1.6</b>	<b>\$60.22</b>

# 2023 Annual Agency Profile - SPAN, Incorporated (NTD ID 60116)

## 2023 Funding Breakdown

### Summary of Operating Expenses (OE)

Mode	Operating Expenses	Fare Revenues
Demand Response	\$3,087,782	\$0
<b>Total</b>	<b>\$3,087,782</b>	<b>\$0</b>

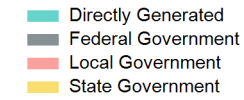
### Sources of Operating Funds Expended

Directly Generated	\$294,467
Federal Government	\$2,414,492
Local Government	\$63,174
State Government	\$315,649
<b>Total Operating Funds Expended</b>	<b>\$3,087,782</b>

### Operating Funding Sources



### Capital Funding Sources



### Sources of Capital Funds Expended

Directly Generated	\$0
Federal Government	\$676,852
Local Government	\$0
State Government	\$0
<b>Total Capital Funds Expended</b>	<b>\$676,852</b>

## 2023 Asset Management

<b>Transit Asset Management (TAM) Tier</b>	Tier II	<b>TAM Sponsor NTD ID</b>	6R05
--	---------	---------------------------	------

### Metrics

Mode	Average Fleet Age in Years
Demand Response	4.4