

2023 Annual Agency Profile - Plaquemines Parish Government (NTD ID 60127)

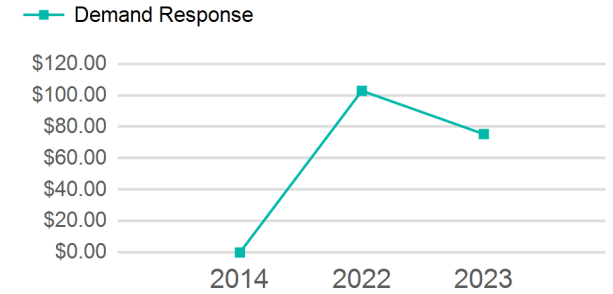
Mailing Address: 333 F EDWARD HEBERT BLVD
BELLE CHASSE, LA

Website: <https://www.plaqueminesparish.com/322/Community-Action-Agency>

Service Consumed

Annual Unlinked Trips (UPT) 6,702

Operating Expenses per Vehicle Revenue Mile



Assets

Revenue Vehicles 5
Service Vehicles
Facilities

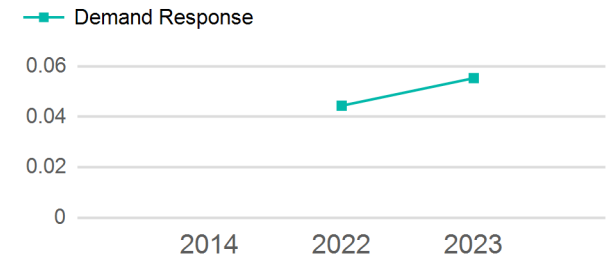
Service Supplied

Annual Vehicle Revenue Miles (VRM) 121,187
Annual Vehicle Revenue Hours (VRH) 4,573
Vehicles Operated in Maximum Service (VOMS) 5

Modal Characteristics

Mode	Annual Unlinked Passenger Trips	Directly Operated VOMS	Purchased Transportation VOMS	Annual Vehicle Revenue Miles	Annual Vehicle Revenue Hours
Demand Response	6,702	5	0	121,187	4,573
Total	6,702	5	0	121,187	4,573

Unlinked Passenger Trip per Vehicle Revenue Mile



Mode	Service Efficiency		Service Effectiveness		
	OE per VRM	OE per VRH	UPT per VRM	UPT per VRH	OE per UPT
Demand Response	\$4.17	\$110.39	0.1	1.5	\$75.32
Total	\$4.17	\$110.39	0.1	1.5	\$75.32

2023 Annual Agency Profile - Plaquemines Parish Government (NTD ID 60127)

2023 Funding Breakdown

Summary of Operating Expenses (OE)

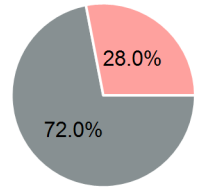
Mode	Operating Expenses	Fare Revenues
Demand Response	\$504,821	\$0
Total	\$504,821	\$0

Sources of Operating Funds Expended

Directly Generated	\$0
Federal Government	\$363,261
Local Government	\$141,560
State Government	\$0
Total Operating Funds Expended	\$504,821

Operating Funding Sources

- Directly Generated
- Federal Government
- Local Government
- State Government



Capital Funding Sources

- Directly Generated
- Federal Government
- Local Government
- State Government

Sources of Capital Funds Expended

Directly Generated	\$0
Federal Government	\$0
Local Government	\$0
State Government	\$0
Total Capital Funds Expended	\$0

2023 Asset Management

Transit Asset Management (TAM) Tier	Tier II	TAM Sponsor NTD ID	6R02
--	---------	---------------------------	------

Metrics

Mode	Average Fleet Age in Years
Demand Response	10.0