

2023 Annual Agency Profile - Pointe Coupee Parish Government (NTD ID 60135)

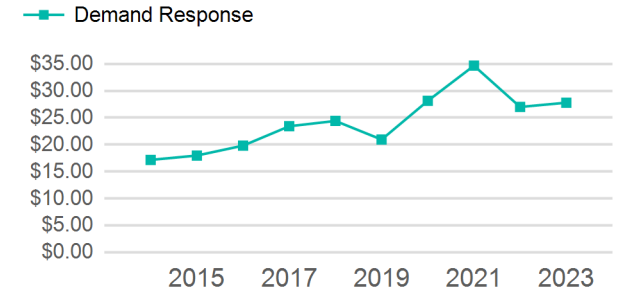
Mailing Address: 160 EAST MAIN STREET
NEW ROADS, LA

Website: <https://www.pc-coa.org/general-services>

Service Consumed

Annual Unlinked Trips (UPT) 22,543

Operating Expenses per Vehicle Revenue Mile



Assets

Revenue Vehicles 14
Service Vehicles
Facilities

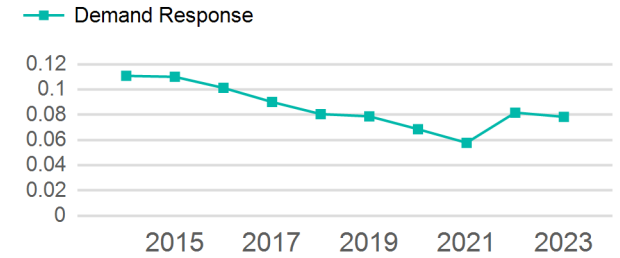
Service Supplied

Annual Vehicle Revenue Miles (VRM) 287,567
Annual Vehicle Revenue Hours (VRH) 15,592
Vehicles Operated in Maximum Service (VOMS) 14

Modal Characteristics

Mode	Annual Unlinked Passenger Trips	Directly Operated VOMS	Purchased Transportation VOMS	Annual Vehicle Revenue Miles	Annual Vehicle Revenue Hours
Demand Response	22,543	14	0	287,567	15,592
Total	22,543	14	0	287,567	15,592

Unlinked Passenger Trip per Vehicle Revenue Mile



Mode	Service Efficiency		Service Effectiveness		
	OE per VRM	OE per VRH	UPT per VRM	UPT per VRH	OE per UPT
Demand Response	\$2.18	\$40.19	0.1	1.4	\$27.80
Total	\$2.18	\$40.19	0.1	1.4	\$27.80

2023 Annual Agency Profile - Pointe Coupee Parish Government (NTD ID 60135)

2023 Funding Breakdown

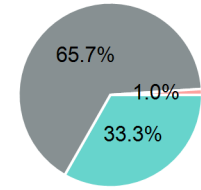
Summary of Operating Expenses (OE)

Mode	Operating Expenses	Fare Revenues
Demand Response	\$626,681	\$0
Total	\$626,681	\$0

Sources of Operating Funds Expended

Directly Generated	\$208,539
Federal Government	\$411,673
Local Government	\$6,469
State Government	\$0
Total Operating Funds Expended	\$626,681

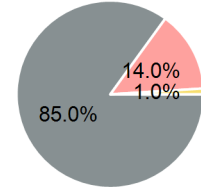
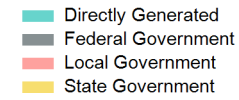
Operating Funding Sources



Sources of Capital Funds Expended

Directly Generated	\$0
Federal Government	\$61,383
Local Government	\$10,110
State Government	\$722
Total Capital Funds Expended	\$72,215

Capital Funding Sources



2023 Asset Management

Transit Asset Management (TAM) Tier	Tier II	TAM Sponsor NTD ID	6R02
--	---------	---------------------------	------

Metrics

Mode	Average Fleet Age in Years
Demand Response	4.1