

2023 Annual Agency Profile - North Central Regional Transit District (NTD ID 60138)

Mailing Address: 1327 N RIVERSIDE DR
ESPANOLA, NM

Website: www.ncrtd.org

Geographic Coverage

Primary Urbanized/Rural Area Santa Fe, NM
Service Area Population 295,718
Service Area Sq. Miles 10,152
Other Areas Served:
 Farmington, NM, New Mexico Non-UZA

Assets

Revenue Vehicles 60
Service Vehicles 18
Facilities 8

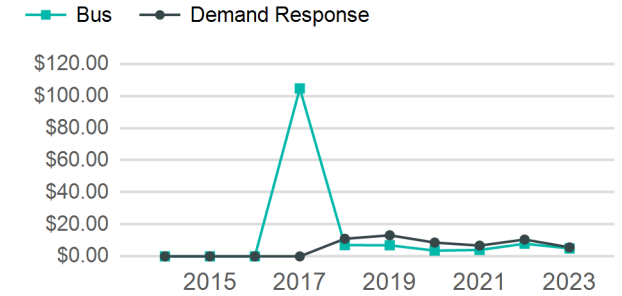
Service Consumed

Annual Unlinked Trips (UPT) 119,420

Service Supplied

Annual Vehicle Revenue Miles (VRM) 993,822
Annual Vehicle Revenue Hours (VRH) 42,836
Vehicles Operated in Maximum Service (VOMS) 22

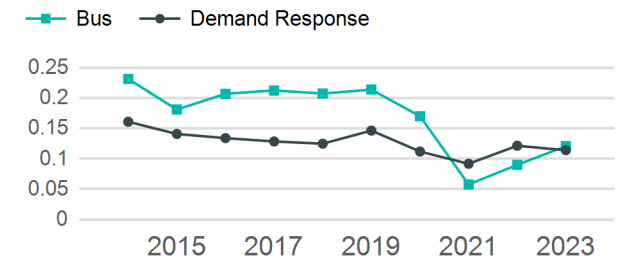
Operating Expenses per Vehicle Revenue Mile



Modal Characteristics

Mode	Annual Unlinked Passenger Trips	Directly Operated VOMS	Purchased Transportation VOMS	Annual Vehicle Revenue Miles	Annual Vehicle Revenue Hours
Bus	107,000	16	0	885,022	32,733
Demand Response	12,420	6	0	108,800	10,103
Total	119,420	22	0	993,822	42,836

Unlinked Passenger Trip per Vehicle Revenue Mile



Metrics

Service Efficiency

Service Effectiveness

Mode	OE per VRM	OE per VRH	UPT per VRM	UPT per VRH	OE per UPT
Bus	\$4.96	\$134.02	0.1	3.3	\$41.00
Demand Response	\$5.63	\$60.62	0.1	1.2	\$49.31
Total	\$5.03	\$116.70	0.1	2.8	\$41.86

2023 Annual Agency Profile - North Central Regional Transit District (NTD ID 60138)

2023 Funding Breakdown

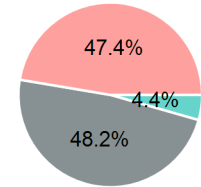
Summary of Operating Expenses (OE)

Mode	Operating Expenses	Fare Revenues
Bus	\$4,386,749	\$0
Demand Response	\$612,395	\$0
Total	\$4,999,144	\$0

Sources of Operating Funds Expended

Directly Generated	\$219,788
Federal Government	\$2,411,740
Local Government	\$2,367,616
State Government	\$0
Total Operating Funds Expended	\$4,999,144

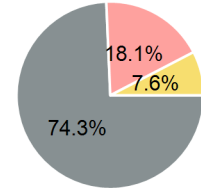
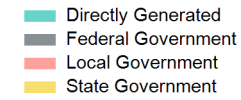
Operating Funding Sources



Sources of Capital Funds Expended

Directly Generated	\$0
Federal Government	\$3,319,131
Local Government	\$806,838
State Government	\$340,200
Total Capital Funds Expended	\$4,466,169

Capital Funding Sources



2023 Asset Management

Transit Asset Management (TAM) Tier: Tier II TAM Sponsor NTD ID: 6R03

Metrics

Mode	Average Fleet Age in Years
Bus	6.5
Demand Response	8.5