

2023 Annual Agency Profile - Area Agency on Aging of Southeast Arkansas, Inc. (NTD ID 60140)

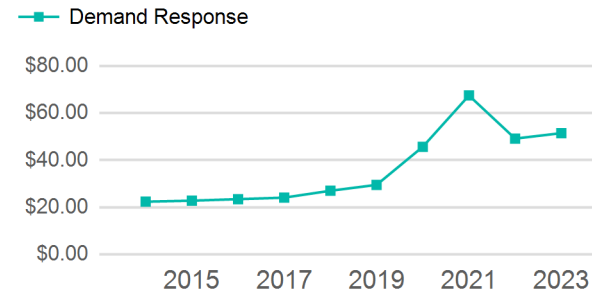
Mailing Address: 709 E 8TH AVE
PINE BLUFF, AR

Website: <https://www.aaasea.org/services/transportation/>

Service Consumed

Annual Unlinked Trips (UPT) 186,098

Operating Expenses per Vehicle Revenue Mile



Assets

Revenue Vehicles 98
Service Vehicles 3
Facilities 2

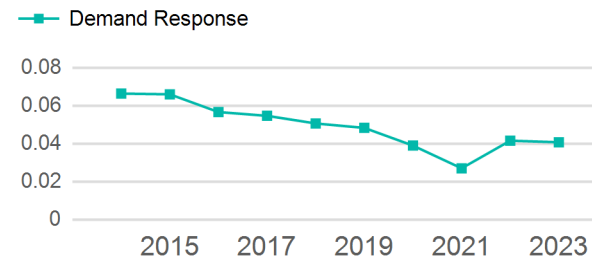
Service Supplied

Annual Vehicle Revenue Miles (VRM) 4,569,673
Annual Vehicle Revenue Hours (VRH) 175,604
Vehicles Operated in Maximum Service (VOMS) 98

Modal Characteristics

Mode	Annual Unlinked Passenger Trips	Directly Operated VOMS	Purchased Transportation VOMS	Annual Vehicle Revenue Miles	Annual Vehicle Revenue Hours
Demand Response	186,098	98	0	4,569,673	175,604
Total	186,098	98	0	4,569,673	175,604

Unlinked Passenger Trip per Vehicle Revenue Mile



Metrics

Service Efficiency

Service Effectiveness

Mode	OE per VRM	OE per VRH	UPT per VRM	UPT per VRH	OE per UPT
Demand Response	\$2.10	\$54.54	0.0	1.1	\$51.47
Total	\$2.10	\$54.54	0.0	1.1	\$51.47

2023 Annual Agency Profile - Area Agency on Aging of Southeast Arkansas, Inc. (NTD ID 60140)

2023 Funding Breakdown

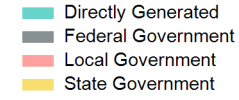
Summary of Operating Expenses (OE)

Mode	Operating Expenses	Fare Revenues
Demand Response	\$9,577,800	\$0
Total	\$9,577,800	\$0

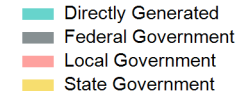
Sources of Operating Funds Expended

Directly Generated	\$884,789
Federal Government	\$4,440,498
Local Government	\$3,889,853
State Government	\$362,660
Total Operating Funds Expended	\$9,577,800

Operating Funding Sources



Capital Funding Sources



Sources of Capital Funds Expended

Directly Generated	\$0
Federal Government	\$1,666,414
Local Government	\$280,820
State Government	\$0
Total Capital Funds Expended	\$1,947,234

2023 Asset Management

Transit Asset Management (TAM) Tier	Tier II	TAM Sponsor NTD ID	6R01
--	---------	---------------------------	------

Metrics

Mode	Average Fleet Age in Years
Demand Response	4.2