

# 2023 Annual Agency Profile - Heart of Texas Council of Governments (NTD ID 60142)

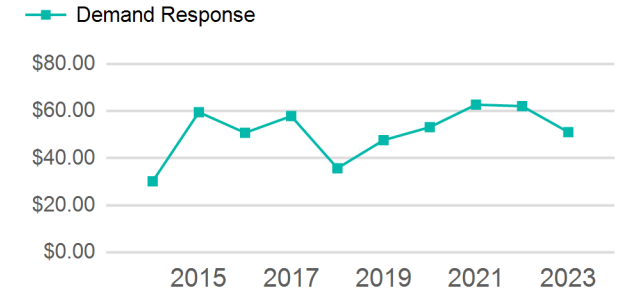
**Mailing Address:** 1514 S NEW RD  
WACO, TX

**Website:** <https://www.hotcog.org/health-and-human-services/rural-transportation>

## Service Consumed

**Annual Unlinked Trips (UPT)** 27,892

## Operating Expenses per Vehicle Revenue Mile



## Assets

**Revenue Vehicles** 30  
**Service Vehicles**  
**Facilities**

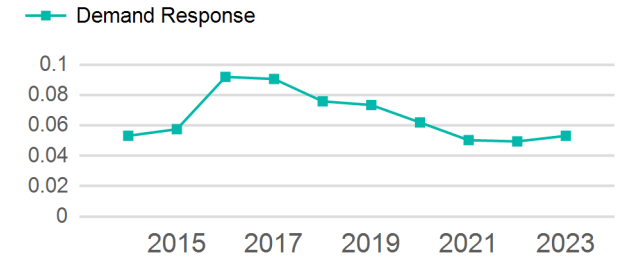
## Service Supplied

**Annual Vehicle Revenue Miles (VRM)** 524,651  
**Annual Vehicle Revenue Hours (VRH)** 23,969  
**Vehicles Operated in Maximum Service (VOMS)** 26

## Modal Characteristics

Mode	Annual Unlinked Passenger Trips	Directly Operated VOMS	Purchased Transportation VOMS	Annual Vehicle Revenue Miles	Annual Vehicle Revenue Hours
Demand Response	27,892	26	0	524,651	23,969
<b>Total</b>	<b>27,892</b>	<b>26</b>	<b>0</b>	<b>524,651</b>	<b>23,969</b>

## Unlinked Passenger Trip per Vehicle Revenue Mile



	Service Efficiency		Service Effectiveness		
Mode	OE per VRM	OE per VRH	UPT per VRM	UPT per VRH	OE per UPT
Demand Response	\$2.71	\$59.40	0.1	1.2	\$51.04
<b>Total</b>	<b>\$2.71</b>	<b>\$59.40</b>	<b>0.1</b>	<b>1.2</b>	<b>\$51.04</b>

2023 Annual Agency Profile - Heart of Texas Council of Governments (NTD ID 60142)

2023 Funding Breakdown

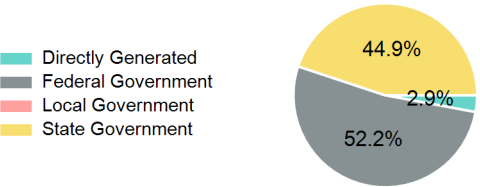
Summary of Operating Expenses (OE)

Sources of Operating Funds Expended

Operating Funding Sources

Mode	Operating Expenses	Fare Revenues
Demand Response	\$1,423,651	\$0
Total	\$1,423,651	\$0

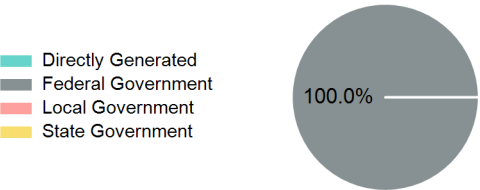
Directly Generated	\$41,632
Federal Government	\$742,643
Local Government	\$0
State Government	\$639,376
Total Operating Funds Expended	\$1,423,651



Capital Funding Sources

Sources of Capital Funds Expended

Directly Generated	\$0
Federal Government	\$584,894
Local Government	\$0
State Government	\$0
Total Capital Funds Expended	\$584,894



2023 Asset Management

Transit Asset Management (TAM) Tier	Tier II	TAM Sponsor NTD ID	6R05
Metrics			

Mode	Average Fleet Age in Years
Demand Response	5.6