

2023 Annual Agency Profile - Rolling Plains Management Corporation (NTD ID 60143)

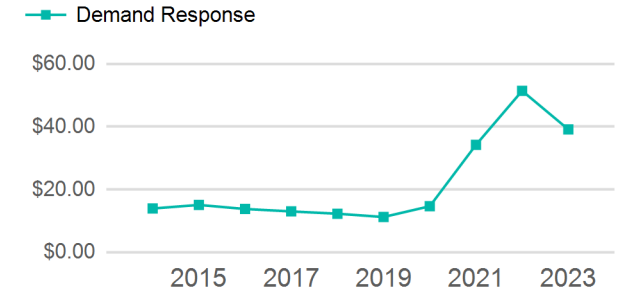
Mailing Address: 118 N 1ST ST
CROWELL, TX

Website: <https://rollingplains.org/rolling-plain-programs/transportation/>

Service Consumed

Annual Unlinked Trips (UPT) 86,234

Operating Expenses per Vehicle Revenue Mile



Assets

Revenue Vehicles 100
Service Vehicles 9
Facilities 1

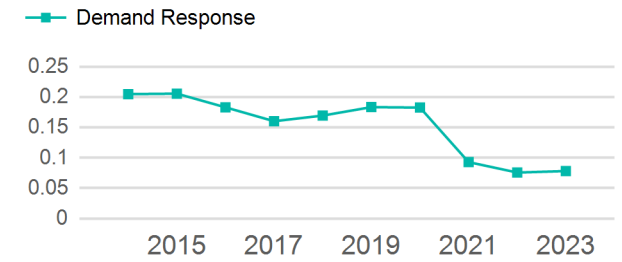
Service Supplied

Annual Vehicle Revenue Miles (VRM) 1,102,537
Annual Vehicle Revenue Hours (VRH) 51,144
Vehicles Operated in Maximum Service (VOMS) 82

Modal Characteristics

Mode	Annual Unlinked Passenger Trips	Directly Operated VOMS	Purchased Transportation VOMS	Annual Vehicle Revenue Miles	Annual Vehicle Revenue Hours
Demand Response	86,234	82	0	1,102,537	51,144
Total	86,234	82	0	1,102,537	51,144

Unlinked Passenger Trip per Vehicle Revenue Mile



Mode	Service Efficiency		Service Effectiveness		
	OE per VRM	OE per VRH	UPT per VRM	UPT per VRH	OE per UPT
Demand Response	\$3.06	\$66.04	0.1	1.7	\$39.17
Total	\$3.06	\$66.04	0.1	1.7	\$39.17

2023 Annual Agency Profile - Rolling Plains Management Corporation (NTD ID 60143)

2023 Funding Breakdown

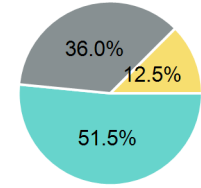
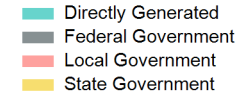
Summary of Operating Expenses (OE)

Mode	Operating Expenses	Fare Revenues
Demand Response	\$3,377,451	\$0
Total	\$3,377,451	\$0

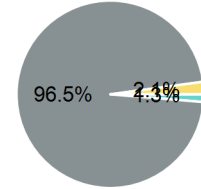
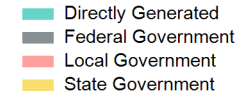
Sources of Operating Funds Expended

Directly Generated	\$1,740,998
Federal Government	\$1,215,209
Local Government	\$0
State Government	\$421,244
Total Operating Funds Expended	\$3,377,451

Operating Funding Sources



Capital Funding Sources



Sources of Capital Funds Expended

Directly Generated	\$54,428
Federal Government	\$3,995,927
Local Government	\$0
State Government	\$88,711
Total Capital Funds Expended	\$4,139,066

2023 Asset Management

Transit Asset Management (TAM) Tier	Tier II	TAM Sponsor NTD ID	6R05
--	---------	---------------------------	------

Metrics

Mode	Average Fleet Age in Years
Demand Response	7.4