

# 2023 Annual Agency Profile - Ark-Tex Council of Governments (NTD ID 60145)

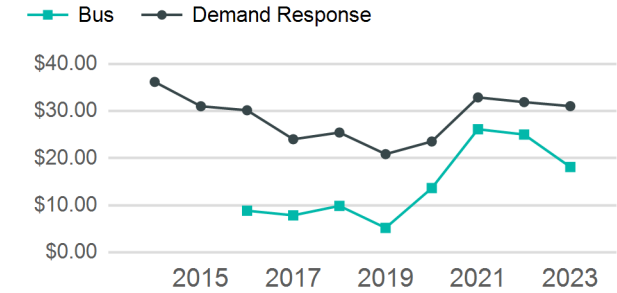
**Mailing Address:** 4808 ELIZABETH ST  
TEXARKANA, TX

**Website:** <https://www.atcog.org/transportation-programs>

## Service Consumed

**Annual Unlinked Trips (UPT)** 123,954

## Operating Expenses per Vehicle Revenue Mile



## Assets

**Revenue Vehicles** 70  
**Service Vehicles**  
**Facilities** 3

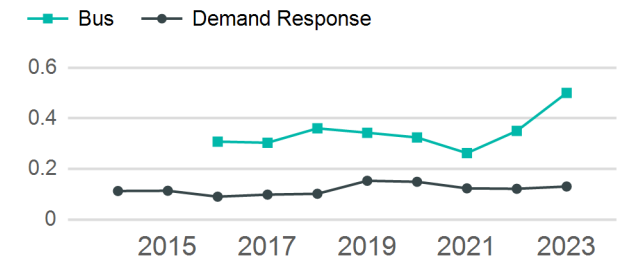
## Service Supplied

**Annual Vehicle Revenue Miles (VRM)** 655,894  
**Annual Vehicle Revenue Hours (VRH)** 39,604  
**Vehicles Operated in Maximum Service (VOMS)** 56

## Modal Characteristics

Mode	Annual Unlinked Passenger Trips	Directly Operated VOMS	Purchased Transportation VOMS	Annual Vehicle Revenue Miles	Annual Vehicle Revenue Hours
Demand Response	72,175	50	0	552,431	33,688
Bus	51,779	6	0	103,463	5,916
<b>Total</b>	<b>123,954</b>	<b>56</b>	<b>0</b>	<b>655,894</b>	<b>39,604</b>

## Unlinked Passenger Trip per Vehicle Revenue Mile



## Metrics

### Service Efficiency

### Service Effectiveness

Mode	OE per VRM	OE per VRH	UPT per VRM	UPT per VRH	OE per UPT
Demand Response	\$4.06	\$66.50	0.1	2.1	\$31.04
Bus	\$9.08	\$158.71	0.5	8.8	\$18.13
<b>Total</b>	<b>\$4.85</b>	<b>\$80.27</b>	<b>0.2</b>	<b>3.1</b>	<b>\$25.65</b>

# 2023 Annual Agency Profile - Ark-Tex Council of Governments (NTD ID 60145)

## 2023 Funding Breakdown

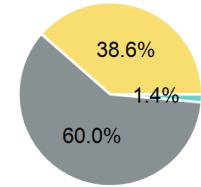
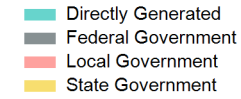
### Summary of Operating Expenses (OE)

Mode	Operating Expenses	Fare Revenues
Demand Response	\$2,240,110	\$0
Bus	\$938,944	\$0
<b>Total</b>	<b>\$3,179,054</b>	<b>\$0</b>

### Sources of Operating Funds Expended

Directly Generated	\$44,577
Federal Government	\$1,908,404
Local Government	\$0
State Government	\$1,226,073
<b>Total Operating Funds Expended</b>	<b>\$3,179,054</b>

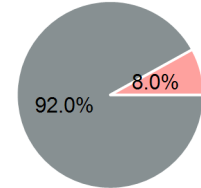
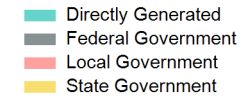
### Operating Funding Sources



### Sources of Capital Funds Expended

Directly Generated	\$0
Federal Government	\$1,029,608
Local Government	\$89,603
State Government	\$0
<b>Total Capital Funds Expended</b>	<b>\$1,119,211</b>

### Capital Funding Sources



## 2023 Asset Management

Transit Asset Management (TAM) Tier: Tier II      TAM Sponsor NTD ID: 6R05

### Metrics

Mode	Average Fleet Age in Years
Demand Response	4.6
Bus	1.1