

2023 Annual Agency Profile - Grant County (NTD ID 60151)

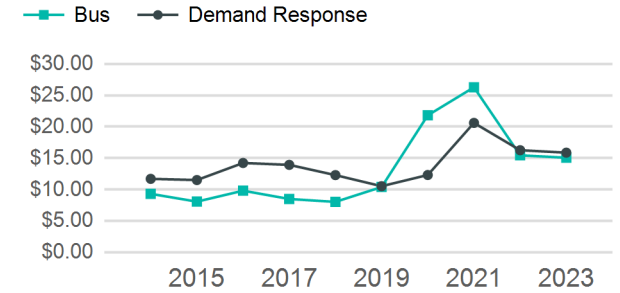
Mailing Address: 1400 HW 180 E
SILVER CITY, NM

Website: <http://www.correcaminosnm.com>

Service Consumed

Annual Unlinked Trips (UPT) 66,164

Operating Expenses per Vehicle Revenue Mile



Assets

Revenue Vehicles 21
Service Vehicles
Facilities

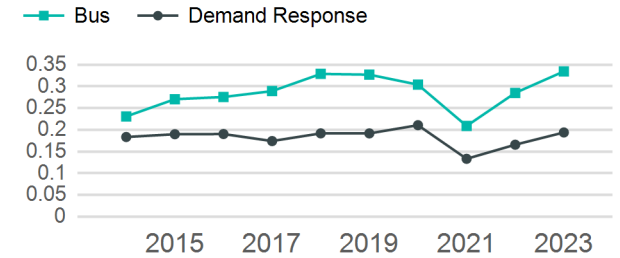
Service Supplied

Annual Vehicle Revenue Miles (VRM) 225,233
Annual Vehicle Revenue Hours (VRH) 12,317
Vehicles Operated in Maximum Service (VOMS) 11

Modal Characteristics

Mode	Annual Unlinked Passenger Trips	Directly Operated VOMS	Purchased Transportation VOMS	Annual Vehicle Revenue Miles	Annual Vehicle Revenue Hours
Bus	53,503	6	0	159,915	7,689
Demand Response	12,661	5	0	65,318	4,628
Total	66,164	11	0	225,233	12,317

Unlinked Passenger Trip per Vehicle Revenue Mile



Metrics

Service Efficiency

Service Effectiveness

Mode	OE per VRM	OE per VRH	UPT per VRM	UPT per VRH	OE per UPT
Bus	\$5.04	\$104.85	0.3	7.0	\$15.07
Demand Response	\$3.08	\$43.43	0.2	2.7	\$15.88
Total	\$4.47	\$81.77	0.3	5.4	\$15.22

2023 Annual Agency Profile - Grant County (NTD ID 60151)

2023 Funding Breakdown

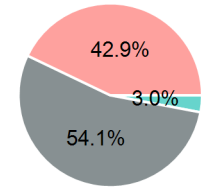
Summary of Operating Expenses (OE)

Mode	Operating Expenses	Fare Revenues
Bus	\$806,178	\$0
Demand Response	\$200,998	\$0
Total	\$1,007,176	\$0

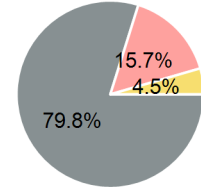
Sources of Operating Funds Expended

Directly Generated	\$29,878
Federal Government	\$545,144
Local Government	\$432,154
State Government	\$0
Total Operating Funds Expended	\$1,007,176

Operating Funding Sources



Capital Funding Sources



Sources of Capital Funds Expended

Directly Generated	\$0
Federal Government	\$484,037
Local Government	\$95,067
State Government	\$27,125
Total Capital Funds Expended	\$606,229

2023 Asset Management

Transit Asset Management (TAM) Tier: Tier II TAM Sponsor NTD ID: 6R03

Metrics

Mode	Average Fleet Age in Years
Bus	7.0
Demand Response	5.8