

# 2023 Annual Agency Profile - City of Del Rio (NTD ID 60152)

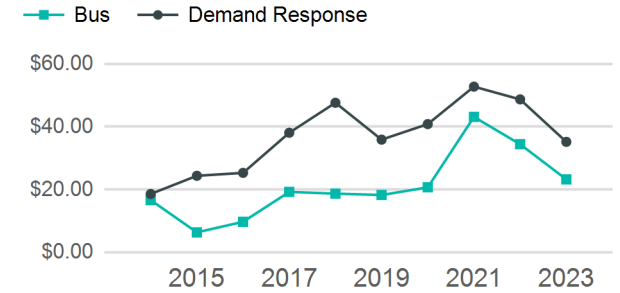
**Mailing Address:** 109 W BROADWAY ST  
DEL RIO, TX

**Website:** <https://www.cityofdelrio.com/government/departments/transportation>

## Service Consumed

**Annual Unlinked Trips (UPT)** 43,605

## Operating Expenses per Vehicle Revenue Mile



## Assets

Revenue Vehicles	42
Service Vehicles	1
Facilities	2

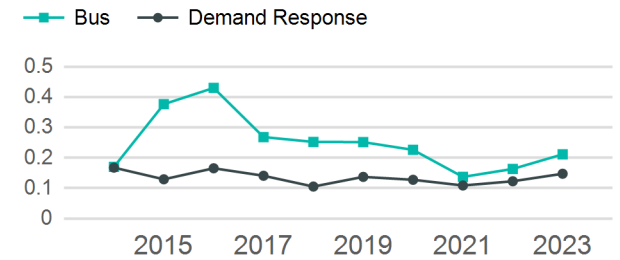
## Service Supplied

Annual Vehicle Revenue Miles (VRM)	277,087
Annual Vehicle Revenue Hours (VRH)	22,168
Vehicles Operated in Maximum Service (VOMS)	16

## Modal Characteristics

Mode	Annual Unlinked Passenger Trips	Directly Operated VOMS	Purchased Transportation VOMS	Annual Vehicle Revenue Miles	Annual Vehicle Revenue Hours
Demand Response	34,634	14	0	234,659	18,637
Bus	8,971	2	0	42,428	3,531
<b>Total</b>	<b>43,605</b>	<b>16</b>	<b>0</b>	<b>277,087</b>	<b>22,168</b>

## Unlinked Passenger Trip per Vehicle Revenue Mile



## Metrics

### Service Efficiency

### Service Effectiveness

Mode	OE per VRM	OE per VRH	UPT per VRM	UPT per VRH	OE per UPT
Demand Response	\$5.19	\$65.41	0.1	1.9	\$35.20
Bus	\$4.92	\$59.09	0.2	2.5	\$23.26
<b>Total</b>	<b>\$5.15</b>	<b>\$64.40</b>	<b>0.2</b>	<b>2.0</b>	<b>\$32.74</b>

# 2023 Annual Agency Profile - City of Del Rio (NTD ID 60152)

## 2023 Funding Breakdown

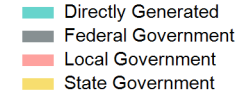
### Summary of Operating Expenses (OE)

Mode	Operating Expenses	Fare Revenues
Demand Response	\$1,219,031	\$0
Bus	\$208,662	\$0
<b>Total</b>	<b>\$1,427,693</b>	<b>\$0</b>

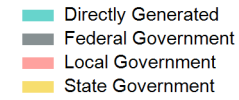
### Sources of Operating Funds Expended

Directly Generated	\$267,941
Federal Government	\$629,409
Local Government	\$86,703
State Government	\$443,640
<b>Total Operating Funds Expended</b>	<b>\$1,427,693</b>

### Operating Funding Sources



### Capital Funding Sources



### Sources of Capital Funds Expended

Directly Generated	\$0
Federal Government	\$0
Local Government	\$0
State Government	\$0
<b>Total Capital Funds Expended</b>	<b>\$0</b>

## 2023 Asset Management

<b>Transit Asset Management (TAM) Tier</b>	Tier II	<b>TAM Sponsor NTD ID</b>	6R05
--	---------	---------------------------	------

### Metrics

Mode	Average Fleet Age in Years
Demand Response	10.1
Bus	18.0