

2023 Annual Agency Profile - Red River Parish Police Jury (NTD ID 60154)

Mailing Address: 615 E CARROL ST
COUSHATTA, LA

Website:

Service Consumed

Annual Unlinked Trips (UPT) 6,664

Service Supplied

Annual Vehicle Revenue Miles (VRM) 63,982

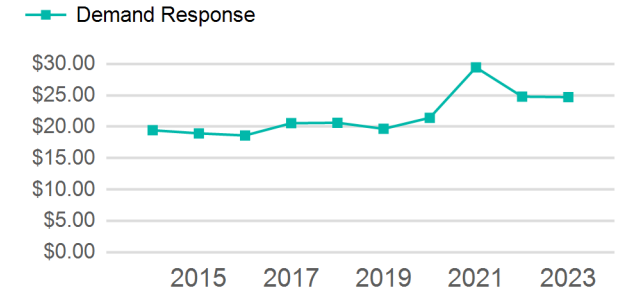
Annual Vehicle Revenue Hours (VRH) 3,093

Vehicles Operated in Maximum Service (VOMS) 5

Assets

Revenue Vehicles 5
Service Vehicles
Facilities

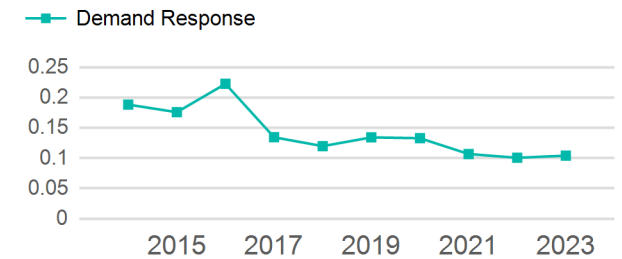
Operating Expenses per Vehicle Revenue Mile



Modal Characteristics

Mode	Annual Unlinked Passenger Trips	Directly Operated VOMS	Purchased Transportation VOMS	Annual Vehicle Revenue Miles	Annual Vehicle Revenue Hours
Demand Response	6,664	5	0	63,982	3,093
Total	6,664	5	0	63,982	3,093

Unlinked Passenger Trip per Vehicle Revenue Mile



Metrics

Mode	Service Efficiency		Service Effectiveness		
	OE per VRM	OE per VRH	UPT per VRM	UPT per VRH	OE per UPT
Demand Response	\$2.57	\$53.26	0.1	2.2	\$24.72
Total	\$2.57	\$53.26	0.1	2.2	\$24.72

2023 Annual Agency Profile - Red River Parish Police Jury (NTD ID 60154)

2023 Funding Breakdown

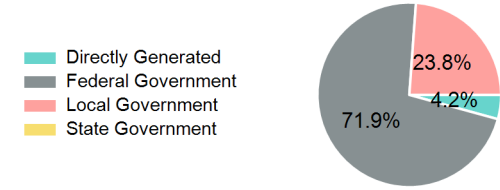
Summary of Operating Expenses (OE)

Mode	Operating Expenses	Fare Revenues
Demand Response	\$164,727	\$0
Total	\$164,727	\$0

Sources of Operating Funds Expended

Directly Generated	\$6,974
Federal Government	\$118,486
Local Government	\$39,267
State Government	\$0
Total Operating Funds Expended	\$164,727

Operating Funding Sources



Capital Funding Sources

Sources of Capital Funds Expended

Directly Generated	\$0
Federal Government	\$0
Local Government	\$0
State Government	\$0
Total Capital Funds Expended	\$0



2023 Asset Management

Transit Asset Management (TAM) Tier	Tier II	TAM Sponsor NTD ID	6R02
--	---------	---------------------------	------

Metrics

Mode	Average Fleet Age in Years
Demand Response	8.8