

2023 Annual Agency Profile - South East Texas Regional Planning Commission (NTD ID 60155)

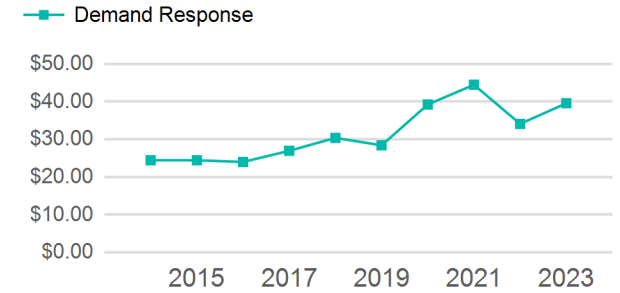
Mailing Address: 2210 EASTEX FWY
BEAUMONT, TX

Website: <https://www.setrpc.org/divisions/ter/transportation/>

Service Consumed

Annual Unlinked Trips (UPT) 47,581

Operating Expenses per Vehicle Revenue Mile



Assets

Revenue Vehicles 31
Service Vehicles
Facilities 1

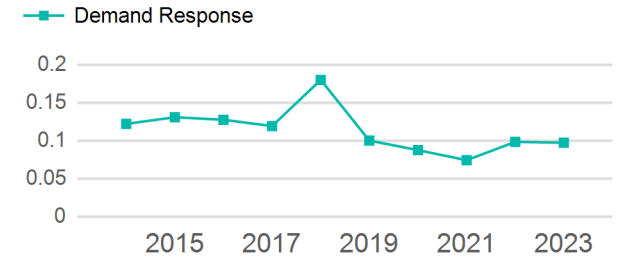
Service Supplied

Annual Vehicle Revenue Miles (VRM) 489,265
Annual Vehicle Revenue Hours (VRH) 25,360
Vehicles Operated in Maximum Service (VOMS) 19

Modal Characteristics

Mode	Annual Unlinked Passenger Trips	Directly Operated VOMS	Purchased Transportation VOMS	Annual Vehicle Revenue Miles	Annual Vehicle Revenue Hours
Demand Response	47,581	19	0	489,265	25,360
Total	47,581	19	0	489,265	25,360

Unlinked Passenger Trip per Vehicle Revenue Mile



Mode	Service Efficiency		Service Effectiveness		
	OE per VRM	OE per VRH	UPT per VRM	UPT per VRH	OE per UPT
Demand Response	\$3.85	\$74.21	0.1	1.9	\$39.55
Total	\$3.85	\$74.21	0.1	1.9	\$39.55

2023 Annual Agency Profile - South East Texas Regional Planning Commission (NTD ID 60155)

2023 Funding Breakdown

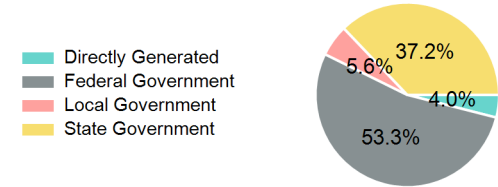
Summary of Operating Expenses (OE)

Mode	Operating Expenses	Fare Revenues
Demand Response	\$1,881,997	\$0
Total	\$1,881,997	\$0

Sources of Operating Funds Expended

Directly Generated	\$74,453
Federal Government	\$1,003,354
Local Government	\$104,660
State Government	\$699,530
Total Operating Funds Expended	\$1,881,997

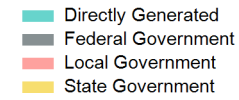
Operating Funding Sources



Capital Funding Sources

Sources of Capital Funds Expended

Directly Generated	\$0
Federal Government	\$0
Local Government	\$0
State Government	\$0
Total Capital Funds Expended	\$0



2023 Asset Management

Transit Asset Management (TAM) Tier	Tier II	TAM Sponsor NTD ID	6R05
--	---------	---------------------------	------

Metrics

Mode	Average Fleet Age in Years
Demand Response	4.2