

2023 Annual Agency Profile - South Plains Community Action Association, Inc. (NTD ID 60159)

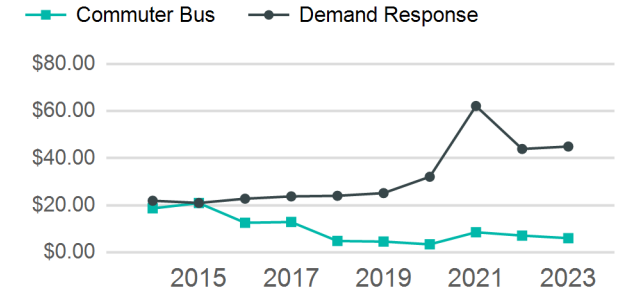
Mailing Address: 411 AUSTIN ST
LEVELLAND, TX

Website: <https://www.spcaa.org/transportation-services>

Service Consumed

Annual Unlinked Trips (UPT) 114,882

Operating Expenses per Vehicle Revenue Mile



Assets

Revenue Vehicles 56
Service Vehicles 3
Facilities 3

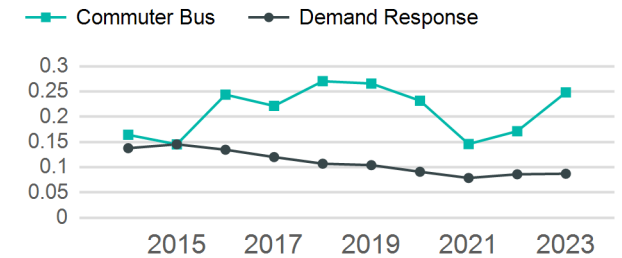
Service Supplied

Annual Vehicle Revenue Miles (VRM) 1,161,814
Annual Vehicle Revenue Hours (VRH) 49,456
Vehicles Operated in Maximum Service (VOMS) 43

Modal Characteristics

Mode	Annual Unlinked Passenger Trips	Directly Operated VOMS	Purchased Transportation VOMS	Annual Vehicle Revenue Miles	Annual Vehicle Revenue Hours
Demand Response	93,959	41	0	1,077,497	47,447
Commuter Bus	20,923	2	0	84,317	2,009
Total	114,882	43	0	1,161,814	49,456

Unlinked Passenger Trip per Vehicle Revenue Mile



Metrics

Service Efficiency

Service Effectiveness

Mode	OE per VRM	OE per VRH	UPT per VRM	UPT per VRH	OE per UPT
Demand Response	\$3.92	\$89.00	0.1	2.0	\$44.94
Commuter Bus	\$1.50	\$63.04	0.2	10.4	\$6.05
Total	\$3.74	\$87.94	0.1	2.3	\$37.86

2023 Annual Agency Profile - South Plains Community Action Association, Inc. (NTD ID 60159)

2023 Funding Breakdown

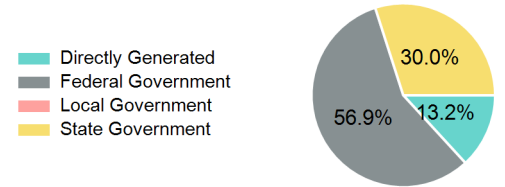
Summary of Operating Expenses (OE)

Mode	Operating Expenses	Fare Revenues
Demand Response	\$4,222,639	\$0
Commuter Bus	\$126,652	\$0
Total	\$4,349,291	\$0

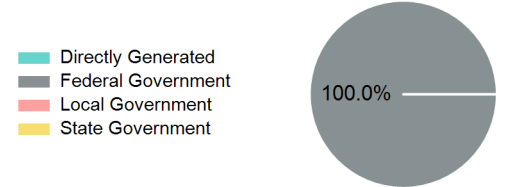
Sources of Operating Funds Expended

Directly Generated	\$572,672
Federal Government	\$2,473,891
Local Government	\$0
State Government	\$1,302,728
Total Operating Funds Expended	\$4,349,291

Operating Funding Sources



Capital Funding Sources



Sources of Capital Funds Expended

Directly Generated	\$0
Federal Government	\$932,508
Local Government	\$0
State Government	\$0
Total Capital Funds Expended	\$932,508

2023 Asset Management

Transit Asset Management (TAM) Tier: Tier II TAM Sponsor NTD ID: 6R05

Metrics

Mode	Average Fleet Age in Years
Demand Response	4.4
Commuter Bus	2.7