

# 2023 Annual Agency Profile - Jefferson Davis Police Jury (NTD ID 60163)

Mailing Address: 304 STATE ST  
JENNINGS, LA

Website:

## Service Consumed

Annual Unlinked Trips (UPT) 3,947

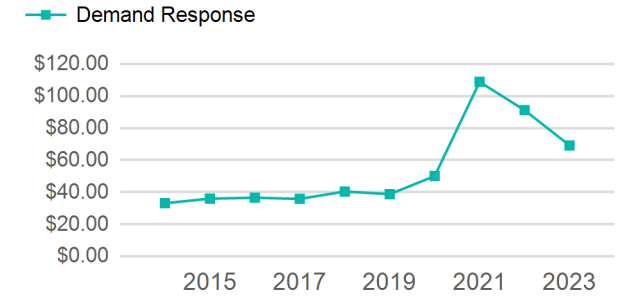
## Assets

Revenue Vehicles 6  
Service Vehicles  
Facilities

## Service Supplied

Annual Vehicle Revenue Miles (VRM) 71,708  
Annual Vehicle Revenue Hours (VRH) 4,835  
Vehicles Operated in Maximum Service (VOMS) 6

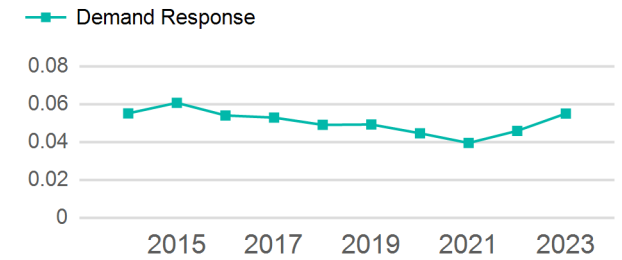
## Operating Expenses per Vehicle Revenue Mile



## Modal Characteristics

Mode	Annual Unlinked Passenger Trips	Directly Operated VOMS	Purchased Transportation VOMS	Annual Vehicle Revenue Miles	Annual Vehicle Revenue Hours
Demand Response	3,947	6	0	71,708	4,835
<b>Total</b>	<b>3,947</b>	<b>6</b>	<b>0</b>	<b>71,708</b>	<b>4,835</b>

## Unlinked Passenger Trip per Vehicle Revenue Mile



Mode	Service Efficiency		Service Effectiveness		
	OE per VRM	OE per VRH	UPT per VRM	UPT per VRH	OE per UPT
Demand Response	\$3.81	\$56.47	0.1	0.8	\$69.18
<b>Total</b>	<b>\$3.81</b>	<b>\$56.47</b>	<b>0.1</b>	<b>0.8</b>	<b>\$69.18</b>

# 2023 Annual Agency Profile - Jefferson Davis Police Jury (NTD ID 60163)

## 2023 Funding Breakdown

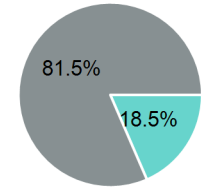
### Summary of Operating Expenses (OE)

Mode	Operating Expenses	Fare Revenues
Demand Response	\$273,050	\$0
<b>Total</b>	<b>\$273,050</b>	<b>\$0</b>

### Sources of Operating Funds Expended

Directly Generated	\$50,428
Federal Government	\$222,622
Local Government	\$0
State Government	\$0
<b>Total Operating Funds Expended</b>	<b>\$273,050</b>

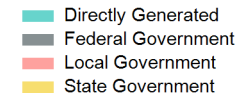
### Operating Funding Sources



### Capital Funding Sources

### Sources of Capital Funds Expended

Directly Generated	\$0
Federal Government	\$0
Local Government	\$0
State Government	\$0
<b>Total Capital Funds Expended</b>	<b>\$0</b>



## 2023 Asset Management

<b>Transit Asset Management (TAM) Tier</b>	Tier II	<b>TAM Sponsor NTD ID</b>	6R02
--	---------	---------------------------	------

### Metrics

Mode	Average Fleet Age in Years
Demand Response	4.7