

2023 Annual Agency Profile - Beauregard Parish City of DeRidder (NTD ID 60164)

Mailing Address: 200 S JEFFERSON ST
DERIDDER, LA

Website: <http://www.cityofderidder.org/CatSubCatDisplay.asp>

Service Consumed

Annual Unlinked Trips (UPT) 6,509

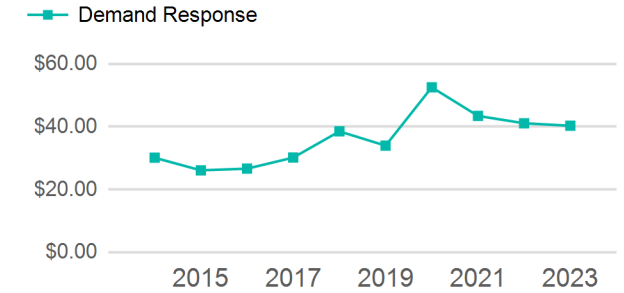
Assets

Revenue Vehicles 4
Service Vehicles
Facilities 1

Service Supplied

Annual Vehicle Revenue Miles (VRM) 58,492
Annual Vehicle Revenue Hours (VRH) 3,794
Vehicles Operated in Maximum Service (VOMS) 4

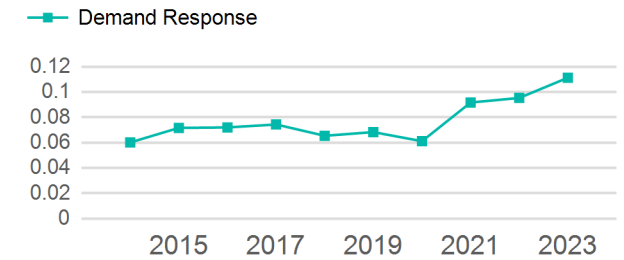
Operating Expenses per Vehicle Revenue Mile



Modal Characteristics

Mode	Annual Unlinked Passenger Trips	Directly Operated VOMS	Purchased Transportation VOMS	Annual Vehicle Revenue Miles	Annual Vehicle Revenue Hours
Demand Response	6,509	4	0	58,492	3,794
Total	6,509	4	0	58,492	3,794

Unlinked Passenger Trip per Vehicle Revenue Mile



Mode	Service Efficiency		Service Effectiveness		
	OE per VRM	OE per VRH	UPT per VRM	UPT per VRH	OE per UPT
Demand Response	\$4.49	\$69.16	0.1	1.7	\$40.31
Total	\$4.49	\$69.16	0.1	1.7	\$40.31

2023 Annual Agency Profile - Beauregard Parish City of DeRidder (NTD ID 60164)

2023 Funding Breakdown

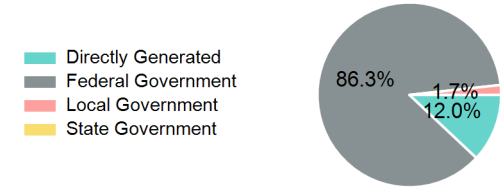
Summary of Operating Expenses (OE)

Mode	Operating Expenses	Fare Revenues
Demand Response	\$262,377	\$0
Total	\$262,377	\$0

Sources of Operating Funds Expended

Directly Generated	\$31,419
Federal Government	\$226,458
Local Government	\$4,500
State Government	\$0
Total Operating Funds Expended	\$262,377

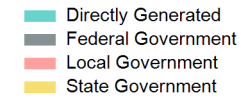
Operating Funding Sources



Capital Funding Sources

Sources of Capital Funds Expended

Directly Generated	\$0
Federal Government	\$0
Local Government	\$0
State Government	\$0
Total Capital Funds Expended	\$0



2023 Asset Management

Transit Asset Management (TAM) Tier: Tier II TAM Sponsor NTD ID: 6R02

Metrics

Mode	Average Fleet Age in Years
Demand Response	4.0