

2023 Annual Agency Profile - Rural Economic Assistance League, Inc. (NTD ID 60175)

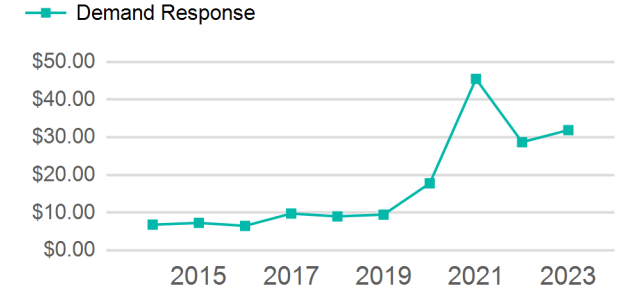
Mailing Address: 301 LUCERO ST
ALICE, TX

Website: <https://realinc.org/transportation/>

Service Consumed

Annual Unlinked Trips (UPT) 113,375

Operating Expenses per Vehicle Revenue Mile



Assets

Revenue Vehicles	62
Service Vehicles	1
Facilities	3

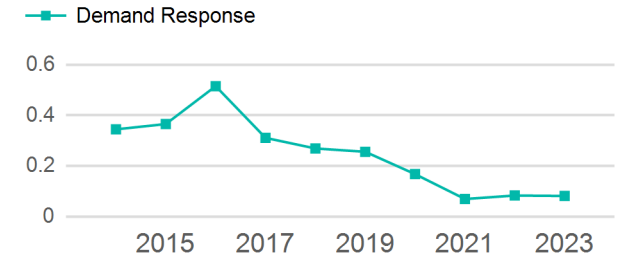
Service Supplied

Annual Vehicle Revenue Miles (VRM)	1,392,299
Annual Vehicle Revenue Hours (VRH)	52,583
Vehicles Operated in Maximum Service (VOMS)	52

Modal Characteristics

Mode	Annual Unlinked Passenger Trips	Directly Operated VOMS	Purchased Transportation VOMS	Annual Vehicle Revenue Miles	Annual Vehicle Revenue Hours
Demand Response	113,375	52	0	1,392,299	52,583
Total	113,375	52	0	1,392,299	52,583

Unlinked Passenger Trip per Vehicle Revenue Mile



Metrics

Mode	Service Efficiency		Service Effectiveness		
	OE per VRM	OE per VRH	UPT per VRM	UPT per VRH	OE per UPT
Demand Response	\$2.60	\$68.81	0.1	2.2	\$31.91
Total	\$2.60	\$68.81	0.1	2.2	\$31.91

2023 Annual Agency Profile - Rural Economic Assistance League, Inc. (NTD ID 60175)

2023 Funding Breakdown

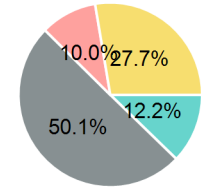
Summary of Operating Expenses (OE)

Mode	Operating Expenses	Fare Revenues
Demand Response	\$3,618,035	\$0
Total	\$3,618,035	\$0

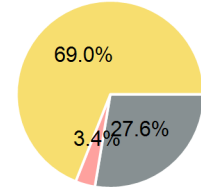
Sources of Operating Funds Expended

Directly Generated	\$442,026
Federal Government	\$1,814,438
Local Government	\$360,900
State Government	\$1,000,671
Total Operating Funds Expended	\$3,618,035

Operating Funding Sources



Capital Funding Sources



Sources of Capital Funds Expended

Directly Generated	\$0
Federal Government	\$239,388
Local Government	\$29,293
State Government	\$597,433
Total Capital Funds Expended	\$866,114

2023 Asset Management

Transit Asset Management (TAM) Tier	Tier II	TAM Sponsor NTD ID	6R05
--	---------	---------------------------	------

Metrics

Mode	Average Fleet Age in Years
Demand Response	5.8