

# 2023 Annual Agency Profile - Senior Center Resources and Public Transit, Inc. (NTD ID 60176)

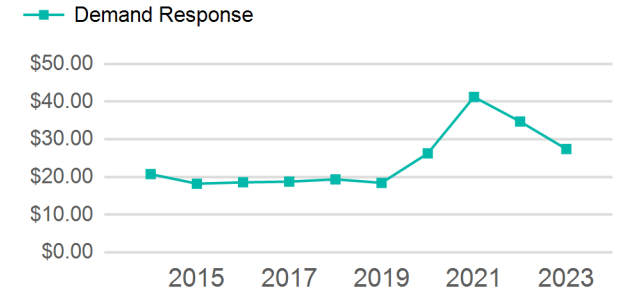
**Mailing Address:** 4912 LEE ST  
GREENVILLE, TX

**Website:** <https://www.scrpt.org/transportation.htm>

## Service Consumed

**Annual Unlinked Trips (UPT)** 68,421

## Operating Expenses per Vehicle Revenue Mile



## Assets

<b>Revenue Vehicles</b>	25
<b>Service Vehicles</b>	1
<b>Facilities</b>	1

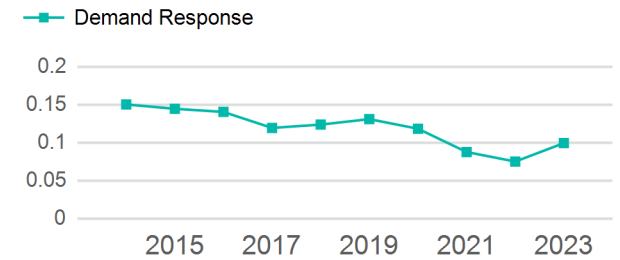
## Service Supplied

<b>Annual Vehicle Revenue Miles (VRM)</b>	688,504
<b>Annual Vehicle Revenue Hours (VRH)</b>	34,848
<b>Vehicles Operated in Maximum Service (VOMS)</b>	19

## Modal Characteristics

Mode	Annual Unlinked Passenger Trips	Directly Operated VOMS	Purchased Transportation VOMS	Annual Vehicle Revenue Miles	Annual Vehicle Revenue Hours
Demand Response	68,421	19	0	688,504	34,848
<b>Total</b>	<b>68,421</b>	<b>19</b>	<b>0</b>	<b>688,504</b>	<b>34,848</b>

## Unlinked Passenger Trip per Vehicle Revenue Mile



Mode	Service Efficiency		Service Effectiveness		
	OE per VRM	OE per VRH	UPT per VRM	UPT per VRH	OE per UPT
Demand Response	\$2.72	\$53.82	0.1	2.0	\$27.41
<b>Total</b>	<b>\$2.72</b>	<b>\$53.82</b>	<b>0.1</b>	<b>2.0</b>	<b>\$27.41</b>

# 2023 Annual Agency Profile - Senior Center Resources and Public Transit, Inc. (NTD ID 60176)

## 2023 Funding Breakdown

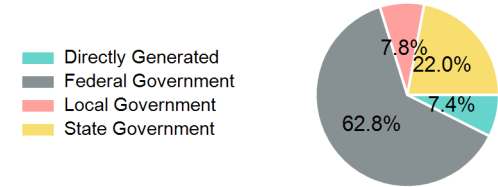
### Summary of Operating Expenses (OE)

Mode	Operating Expenses	Fare Revenues
Demand Response	\$1,875,626	\$0
<b>Total</b>	<b>\$1,875,626</b>	<b>\$0</b>

### Sources of Operating Funds Expended

Directly Generated	\$138,320
Federal Government	\$1,177,479
Local Government	\$146,550
State Government	\$413,277
<b>Total Operating Funds Expended</b>	<b>\$1,875,626</b>

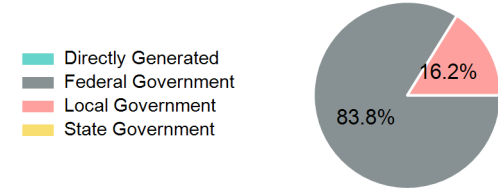
### Operating Funding Sources



### Sources of Capital Funds Expended

Directly Generated	\$0
Federal Government	\$141,032
Local Government	\$27,180
State Government	\$0
<b>Total Capital Funds Expended</b>	<b>\$168,212</b>

### Capital Funding Sources



## 2023 Asset Management

<b>Transit Asset Management (TAM) Tier</b>	Tier II	<b>TAM Sponsor NTD ID</b>	6R05
--	---------	---------------------------	------

### Metrics

Mode	Average Fleet Age in Years
Demand Response	3.9