

2023 Annual Agency Profile - East Feliciana Police Jury (NTD ID 60180)

Mailing Address:

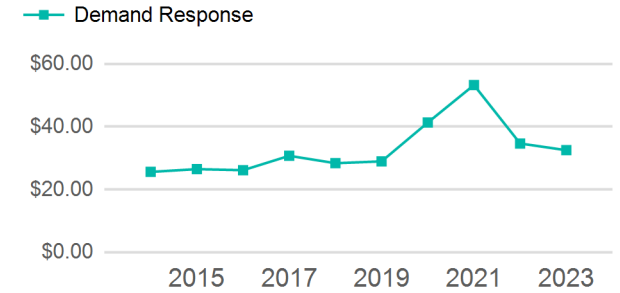
, LA

Website: <https://efparish.org>

Service Consumed

Annual Unlinked Trips (UPT) 11,998

Operating Expenses per Vehicle Revenue Mile



Assets

Revenue Vehicles	7
Service Vehicles	
Facilities	1

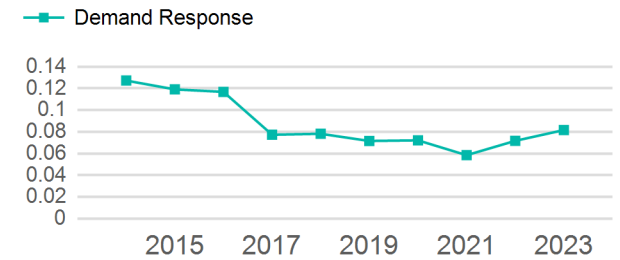
Service Supplied

Annual Vehicle Revenue Miles (VRM)	147,005
Annual Vehicle Revenue Hours (VRH)	9,061
Vehicles Operated in Maximum Service (VOMS)	7

Modal Characteristics

Mode	Annual Unlinked Passenger Trips	Directly Operated VOMS	Purchased Transportation VOMS	Annual Vehicle Revenue Miles	Annual Vehicle Revenue Hours
Demand Response	11,998	7	0	147,005	9,061
Total	11,998	7	0	147,005	9,061

Unlinked Passenger Trip per Vehicle Revenue Mile



Metrics

Service Efficiency

Service Effectiveness

Mode	OE per VRM	OE per VRH	UPT per VRM	UPT per VRH	OE per UPT
Demand Response	\$2.66	\$43.08	0.1	1.3	\$32.53
Total	\$2.66	\$43.08	0.1	1.3	\$32.53

2023 Annual Agency Profile - East Feliciana Police Jury (NTD ID 60180)

2023 Funding Breakdown

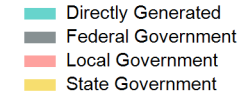
Summary of Operating Expenses (OE)

Mode	Operating Expenses	Fare Revenues
Demand Response	\$390,332	\$0
Total	\$390,332	\$0

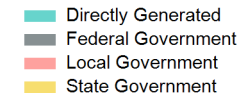
Sources of Operating Funds Expended

Directly Generated	\$39,908
Federal Government	\$289,581
Local Government	\$60,843
State Government	\$0
Total Operating Funds Expended	\$390,332

Operating Funding Sources



Capital Funding Sources



Sources of Capital Funds Expended

Directly Generated	\$0
Federal Government	\$0
Local Government	\$0
State Government	\$0
Total Capital Funds Expended	\$0

2023 Asset Management

Transit Asset Management (TAM) Tier	Tier II	TAM Sponsor NTD ID	6R02
--------------------------------------------	---------	---------------------------	------

Metrics

Mode	Average Fleet Age in Years
Demand Response	5.4