

2023 Annual Agency Profile - City of Guymon (NTD ID 60181)

Mailing Address: 424 N. MAIN STREET
GUYMON, OK

Website: <http://www.guymonok.org>

Service Consumed

Annual Unlinked Trips (UPT) 25,320

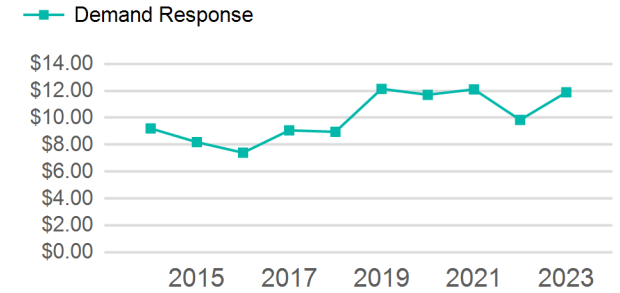
Assets

Revenue Vehicles 7
Service Vehicles
Facilities

Service Supplied

Annual Vehicle Revenue Miles (VRM) 51,097
Annual Vehicle Revenue Hours (VRH) 8,275
Vehicles Operated in Maximum Service (VOMS) 4

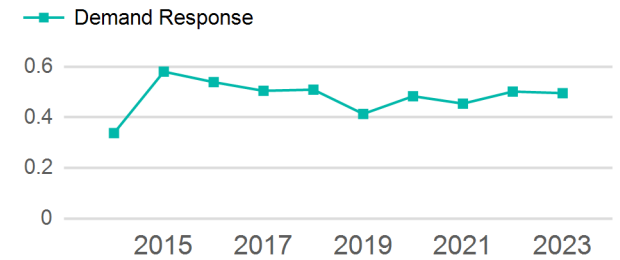
Operating Expenses per Vehicle Revenue Mile



Modal Characteristics

Mode	Annual Unlinked Passenger Trips	Directly Operated VOMS	Purchased Transportation VOMS	Annual Vehicle Revenue Miles	Annual Vehicle Revenue Hours
Demand Response	25,320	4	0	51,097	8,275
Total	25,320	4	0	51,097	8,275

Unlinked Passenger Trip per Vehicle Revenue Mile



Mode	Service Efficiency		Service Effectiveness		
	OE per VRM	OE per VRH	UPT per VRM	UPT per VRH	OE per UPT
Demand Response	\$5.89	\$36.38	0.5	3.1	\$11.89
Total	\$5.89	\$36.38	0.5	3.1	\$11.89

2023 Annual Agency Profile - City of Guymon (NTD ID 60181)

2023 Funding Breakdown

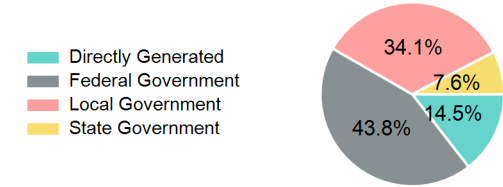
Summary of Operating Expenses (OE)

Mode	Operating Expenses	Fare Revenues
Demand Response	\$301,016	\$0
Total	\$301,016	\$0

Sources of Operating Funds Expended

Directly Generated	\$43,596
Federal Government	\$131,871
Local Government	\$102,667
State Government	\$22,882
Total Operating Funds Expended	\$301,016

Operating Funding Sources



Capital Funding Sources

Sources of Capital Funds Expended

Directly Generated	\$0
Federal Government	\$0
Local Government	\$0
State Government	\$0
Total Capital Funds Expended	\$0



2023 Asset Management

Transit Asset Management (TAM) Tier	Tier II	TAM Sponsor NTD ID	6R04
--	---------	---------------------------	------

Metrics

Mode	Average Fleet Age in Years
Demand Response	7.4