

# 2023 Annual Agency Profile - City of Carlsbad (NTD ID 60184)

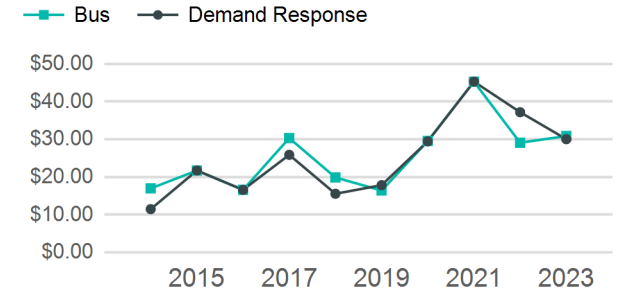
**Mailing Address:** 101 N HALAGUENO ST  
CARLSBAD, NM

**Website:** <https://cityofcarlsbadnm.com/departments/community-development/carlsbad-municipal-transit-system/>

## Service Consumed

**Annual Unlinked Trips (UPT)** 28,924

## Operating Expenses per Vehicle Revenue Mile



## Assets

**Revenue Vehicles** 19  
**Service Vehicles** 1  
**Facilities** 1

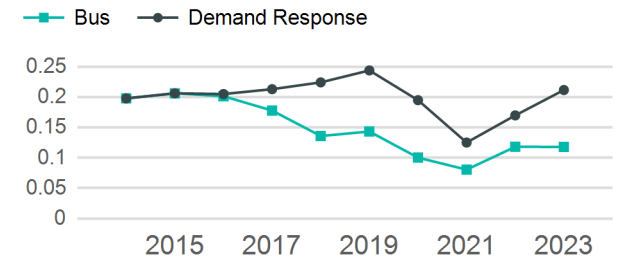
## Service Supplied

**Annual Vehicle Revenue Miles (VRM)** 164,795  
**Annual Vehicle Revenue Hours (VRH)** 20,320  
**Vehicles Operated in Maximum Service (VOMS)** 15

## Modal Characteristics

Mode	Annual Unlinked Passenger Trips	Directly Operated VOMS	Purchased Transportation VOMS	Annual Vehicle Revenue Miles	Annual Vehicle Revenue Hours
Demand Response	21,423	12	0	101,223	13,763
Bus	7,501	3	0	63,572	6,557
<b>Total</b>	<b>28,924</b>	<b>15</b>	<b>0</b>	<b>164,795</b>	<b>20,320</b>

## Unlinked Passenger Trip per Vehicle Revenue Mile



## Metrics

### Service Efficiency

### Service Effectiveness

Mode	OE per VRM	OE per VRH	UPT per VRM	UPT per VRH	OE per UPT
Demand Response	\$6.36	\$46.75	0.2	1.6	\$30.03
Bus	\$3.64	\$35.31	0.1	1.1	\$30.86
<b>Total</b>	<b>\$5.31</b>	<b>\$43.06</b>	<b>0.2</b>	<b>1.4</b>	<b>\$30.25</b>

# 2023 Annual Agency Profile - City of Carlsbad (NTD ID 60184)

## 2023 Funding Breakdown

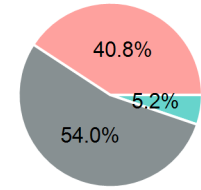
### Summary of Operating Expenses (OE)

Mode	Operating Expenses	Fare Revenues
Demand Response	\$643,403	\$0
Bus	\$231,503	\$0
<b>Total</b>	<b>\$874,906</b>	<b>\$0</b>

### Sources of Operating Funds Expended

Directly Generated	\$45,562
Federal Government	\$472,362
Local Government	\$356,982
State Government	\$0
<b>Total Operating Funds Expended</b>	<b>\$874,906</b>

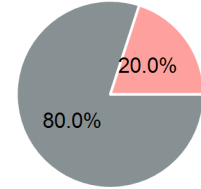
### Operating Funding Sources



### Sources of Capital Funds Expended

Directly Generated	\$0
Federal Government	\$166,579
Local Government	\$41,645
State Government	\$0
<b>Total Capital Funds Expended</b>	<b>\$208,224</b>

### Capital Funding Sources



## 2023 Asset Management

<b>Transit Asset Management (TAM) Tier</b>	Tier II	<b>TAM Sponsor NTD ID</b>	6R03
--	---------	---------------------------	------

### Metrics

Mode	Average Fleet Age in Years
Demand Response	12.0
Bus	11.8