

2023 Annual Agency Profile - Town of Beaver (NTD ID 60193)

Mailing Address: 30 W 2ND ST
BEAVER, OK

Website: <https://www.townofbeaver.com/>

Service Consumed

Annual Unlinked Trips (UPT) 6,568

Service Supplied

Annual Vehicle Revenue Miles (VRM) 5,614

Annual Vehicle Revenue Hours (VRH) 1,980

Vehicles Operated in Maximum Service (VOMS) 2

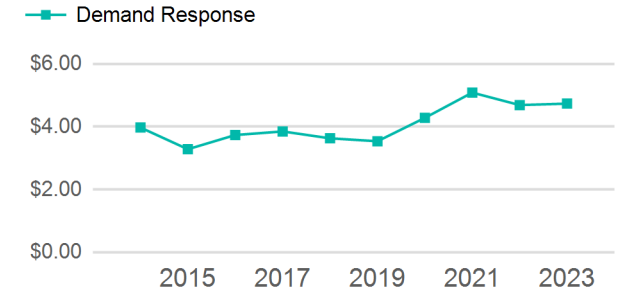
Assets

Revenue Vehicles 2

Service Vehicles

Facilities

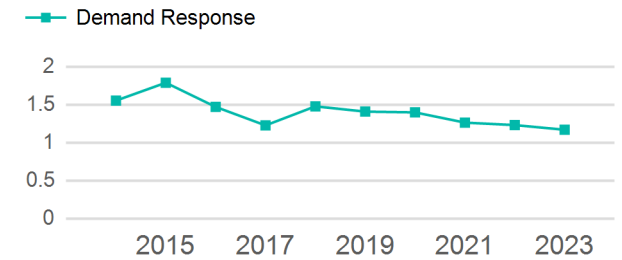
Operating Expenses per Vehicle Revenue Mile



Modal Characteristics

Mode	Annual Unlinked Passenger Trips	Directly Operated VOMS	Purchased Transportation VOMS	Annual Vehicle Revenue Miles	Annual Vehicle Revenue Hours
Demand Response	6,568	2	0	5,614	1,980
Total	6,568	2	0	5,614	1,980

Unlinked Passenger Trip per Vehicle Revenue Mile



Metrics

Service Efficiency

Service Effectiveness

Mode	OE per VRM	OE per VRH	UPT per VRM	UPT per VRH	OE per UPT
Demand Response	\$5.54	\$15.71	1.2	3.3	\$4.74
Total	\$5.54	\$15.71	1.2	3.3	\$4.74

2023 Annual Agency Profile - Town of Beaver (NTD ID 60193)

2023 Funding Breakdown

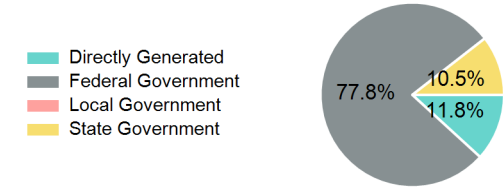
Summary of Operating Expenses (OE)

Mode	Operating Expenses	Fare Revenues
Demand Response	\$31,105	\$0
Total	\$31,105	\$0

Sources of Operating Funds Expended

Directly Generated	\$3,657
Federal Government	\$24,186
Local Government	\$0
State Government	\$3,262
Total Operating Funds Expended	\$31,105

Operating Funding Sources



Capital Funding Sources

Sources of Capital Funds Expended

Directly Generated	\$0
Federal Government	\$0
Local Government	\$0
State Government	\$0
Total Capital Funds Expended	\$0



2023 Asset Management

Transit Asset Management (TAM) Tier: Tier II TAM Sponsor NTD ID: 6R04

Metrics

Mode	Average Fleet Age in Years
Demand Response	14.0