

# 2023 Annual Agency Profile - St Martin Parish Government (NTD ID 60195)

**Mailing Address:** 301 W PORT ST  
SAINT MARTINVILLE, LA

**Website:** <https://www.stmartincouncilonaginginc.com>

## Service Consumed

Annual Unlinked Trips (UPT) 7,766

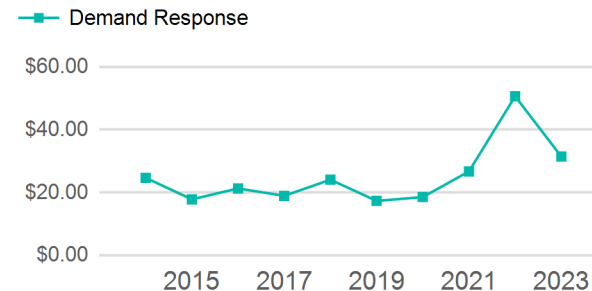
## Assets

Revenue Vehicles 4  
Service Vehicles  
Facilities 1

## Service Supplied

Annual Vehicle Revenue Miles (VRM) 78,768  
Annual Vehicle Revenue Hours (VRH) 4,603  
Vehicles Operated in Maximum Service (VOMS) 4

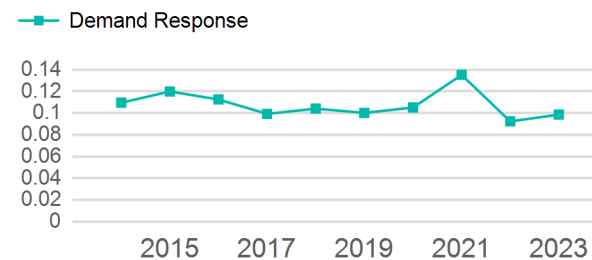
## Operating Expenses per Vehicle Revenue Mile



## Modal Characteristics

Mode	Annual Unlinked Passenger Trips	Directly Operated VOMS	Purchased Transportation VOMS	Annual Vehicle Revenue Miles	Annual Vehicle Revenue Hours
Demand Response	7,766	4	0	78,768	4,603
<b>Total</b>	<b>7,766</b>	<b>4</b>	<b>0</b>	<b>78,768</b>	<b>4,603</b>

## Unlinked Passenger Trip per Vehicle Revenue Mile



## Metrics

Mode	Service Efficiency		Service Effectiveness		
	OE per VRM	OE per VRH	UPT per VRM	UPT per VRH	OE per UPT
Demand Response	\$3.10	\$53.08	0.1	1.7	\$31.46
<b>Total</b>	<b>\$3.10</b>	<b>\$53.08</b>	<b>0.1</b>	<b>1.7</b>	<b>\$31.46</b>

# 2023 Annual Agency Profile - St Martin Parish Government (NTD ID 60195)

## 2023 Funding Breakdown

### Summary of Operating Expenses (OE)

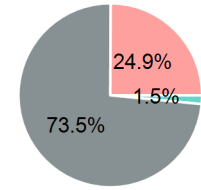
Mode	Operating Expenses	Fare Revenues
Demand Response	\$244,328	\$0
<b>Total</b>	<b>\$244,328</b>	<b>\$0</b>

### Sources of Operating Funds Expended

Directly Generated	\$3,736
Federal Government	\$179,687
Local Government	\$60,905
State Government	\$0
<b>Total Operating Funds Expended</b>	<b>\$244,328</b>

### Operating Funding Sources

- Directly Generated
- Federal Government
- Local Government
- State Government



### Capital Funding Sources

- Directly Generated
- Federal Government
- Local Government
- State Government

### Sources of Capital Funds Expended

Directly Generated	\$0
Federal Government	\$0
Local Government	\$0
State Government	\$0
<b>Total Capital Funds Expended</b>	<b>\$0</b>

## 2023 Asset Management

Transit Asset Management (TAM) Tier: Tier II      TAM Sponsor NTD ID: 6R02

### Metrics

Mode	Average Fleet Age in Years
Demand Response	8.3