

2023 Annual Agency Profile - Calcasieu Parish Police Jury (NTD ID 60198)

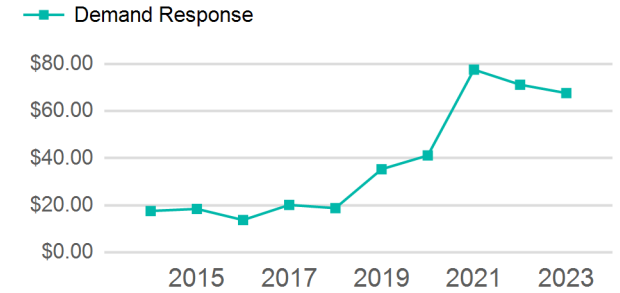
Mailing Address: 1015 PITHON ST
LAKE CHARLES, LA

Website: <http://www.cppj.net/index.aspx?page=1144>

Service Consumed

Annual Unlinked Trips (UPT) 12,083

Operating Expenses per Vehicle Revenue Mile



Assets

Revenue Vehicles 9
Service Vehicles
Facilities

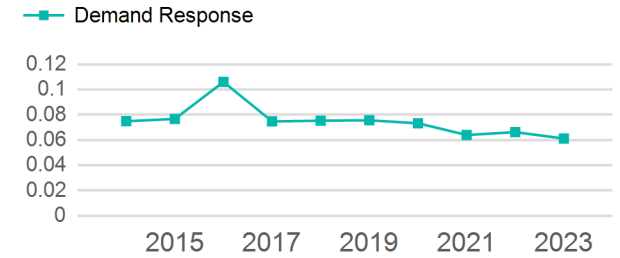
Service Supplied

Annual Vehicle Revenue Miles (VRM) 197,477
Annual Vehicle Revenue Hours (VRH) 14,444
Vehicles Operated in Maximum Service (VOMS) 9

Modal Characteristics

Mode	Annual Unlinked Passenger Trips	Directly Operated VOMS	Purchased Transportation VOMS	Annual Vehicle Revenue Miles	Annual Vehicle Revenue Hours
Demand Response	12,083	9	0	197,477	14,444
Total	12,083	9	0	197,477	14,444

Unlinked Passenger Trip per Vehicle Revenue Mile



Metrics

Mode	Service Efficiency		Service Effectiveness		
	OE per VRM	OE per VRH	UPT per VRM	UPT per VRH	OE per UPT
Demand Response	\$4.14	\$56.55	0.1	0.8	\$67.61
Total	\$4.14	\$56.55	0.1	0.8	\$67.61

2023 Annual Agency Profile - Calcasieu Parish Police Jury (NTD ID 60198)

2023 Funding Breakdown

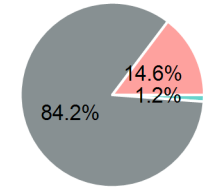
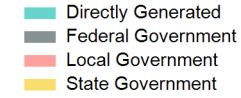
Summary of Operating Expenses (OE)

Mode	Operating Expenses	Fare Revenues
Demand Response	\$816,879	\$0
Total	\$816,879	\$0

Sources of Operating Funds Expended

Directly Generated	\$9,581
Federal Government	\$687,652
Local Government	\$119,646
State Government	\$0
Total Operating Funds Expended	\$816,879

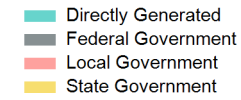
Operating Funding Sources



Capital Funding Sources

Sources of Capital Funds Expended

Directly Generated	\$0
Federal Government	\$0
Local Government	\$0
State Government	\$0
Total Capital Funds Expended	\$0



2023 Asset Management

Transit Asset Management (TAM) Tier	Tier II	TAM Sponsor NTD ID	6R02
--	---------	---------------------------	------

Metrics

Mode	Average Fleet Age in Years
Demand Response	4.3