

2023 Annual Agency Profile - City of Franklin St. Mary Parish (NTD ID 60199)

Mailing Address: 300 IBERIA ST
FRANKLIN, LA

Website: <http://www.stmarycaa.org/caa%20programs.htm>

Service Consumed

Annual Unlinked Trips (UPT) 3,992

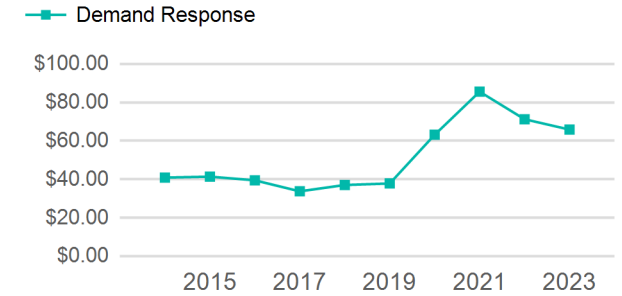
Assets

Revenue Vehicles 6
Service Vehicles
Facilities 1

Service Supplied

Annual Vehicle Revenue Miles (VRM) 66,769
Annual Vehicle Revenue Hours (VRH) 2,173
Vehicles Operated in Maximum Service (VOMS) 6

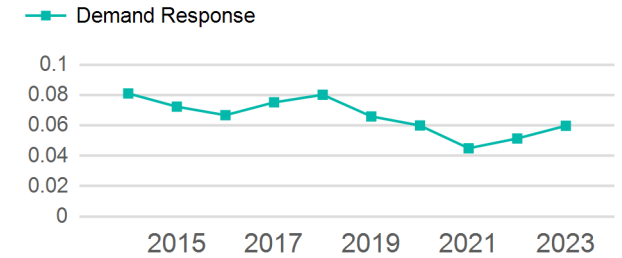
Operating Expenses per Vehicle Revenue Mile



Modal Characteristics

Mode	Annual Unlinked Passenger Trips	Directly Operated VOMS	Purchased Transportation VOMS	Annual Vehicle Revenue Miles	Annual Vehicle Revenue Hours
Demand Response	3,992	6	0	66,769	2,173
Total	3,992	6	0	66,769	2,173

Unlinked Passenger Trip per Vehicle Revenue Mile



Mode	Service Efficiency		Service Effectiveness		
	OE per VRM	OE per VRH	UPT per VRM	UPT per VRH	OE per UPT
Demand Response	\$3.94	\$121.00	0.1	1.8	\$65.87
Total	\$3.94	\$121.00	0.1	1.8	\$65.87

2023 Annual Agency Profile - City of Franklin St. Mary Parish (NTD ID 60199)

2023 Funding Breakdown

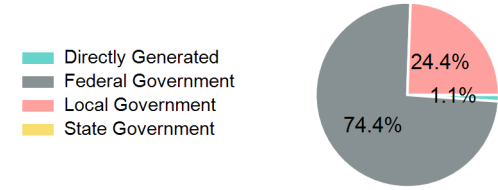
Summary of Operating Expenses (OE)

Mode	Operating Expenses	Fare Revenues
Demand Response	\$262,940	\$0
Total	\$262,940	\$0

Sources of Operating Funds Expended

Directly Generated	\$2,956
Federal Government	\$195,738
Local Government	\$64,246
State Government	\$0
Total Operating Funds Expended	\$262,940

Operating Funding Sources



Capital Funding Sources

Sources of Capital Funds Expended

Directly Generated	\$0
Federal Government	\$0
Local Government	\$0
State Government	\$0
Total Capital Funds Expended	\$0



2023 Asset Management

Transit Asset Management (TAM) Tier	Tier II	TAM Sponsor NTD ID	6R02
--	---------	---------------------------	------

Metrics

Mode	Average Fleet Age in Years
Demand Response	10.3