

2023 Annual Agency Profile - Livingston Parish Council (NTD ID 60200)

Mailing Address: 20355 GOVERNMENT BLVD
LIVINGSTON, LA

Website: <http://www.livingstoncouncilonaging.net/>

Service Consumed

Annual Unlinked Trips (UPT) 27,964

Service Supplied

Annual Vehicle Revenue Miles (VRM) 140,569

Annual Vehicle Revenue Hours (VRH) 7,789

Vehicles Operated in Maximum Service (VOMS) 13

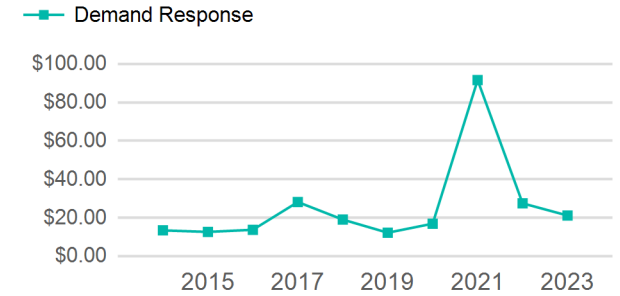
Assets

Revenue Vehicles 13

Service Vehicles

Facilities

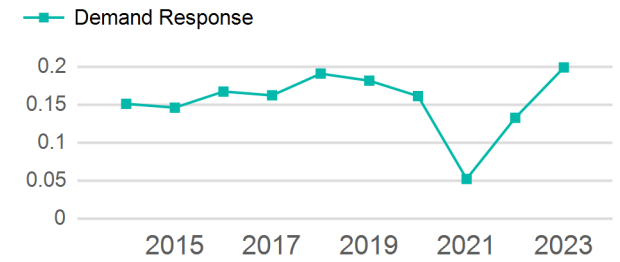
Operating Expenses per Vehicle Revenue Mile



Modal Characteristics

Mode	Annual Unlinked Passenger Trips	Directly Operated VOMS	Purchased Transportation VOMS	Annual Vehicle Revenue Miles	Annual Vehicle Revenue Hours
Demand Response	27,964	13	0	140,569	7,789
Total	27,964	13	0	140,569	7,789

Unlinked Passenger Trip per Vehicle Revenue Mile



Metrics

Service Efficiency

Service Effectiveness

Mode	OE per VRM	OE per VRH	UPT per VRM	UPT per VRH	OE per UPT
Demand Response	\$4.22	\$76.21	0.2	3.6	\$21.23
Total	\$4.22	\$76.21	0.2	3.6	\$21.23

2023 Annual Agency Profile - Livingston Parish Council (NTD ID 60200)

2023 Funding Breakdown

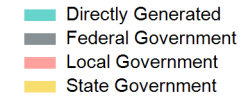
Summary of Operating Expenses (OE)

Mode	Operating Expenses	Fare Revenues
Demand Response	\$593,571	\$0
Total	\$593,571	\$0

Sources of Operating Funds Expended

Directly Generated	\$1,391
Federal Government	\$438,480
Local Government	\$153,700
State Government	\$0
Total Operating Funds Expended	\$593,571

Operating Funding Sources



Capital Funding Sources



Sources of Capital Funds Expended

Directly Generated	\$0
Federal Government	\$0
Local Government	\$0
State Government	\$0
Total Capital Funds Expended	\$0

2023 Asset Management

Transit Asset Management (TAM) Tier	Tier II	TAM Sponsor NTD ID	6R02
--	---------	---------------------------	------

Metrics

Mode	Average Fleet Age in Years
Demand Response	5.2