

2023 Annual Agency Profile - Aspermont Small Business Development Center, Inc. (NTD ID 60202)

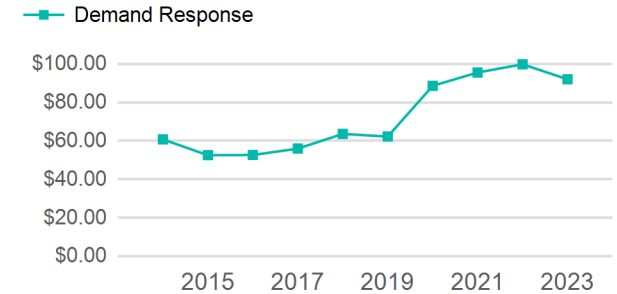
Mailing Address: 9660 US HIGHWAY 83 S
ASPERMONT, TX

Website: <https://www.doublemountainservices.com/double-mountain-coach.html>

Service Consumed

Annual Unlinked Trips (UPT) 12,857

Operating Expenses per Vehicle Revenue Mile



Assets

Revenue Vehicles 25
Service Vehicles 2
Facilities 4

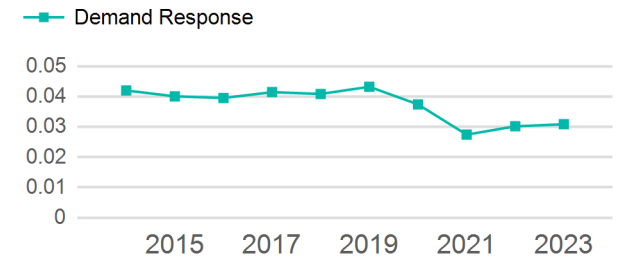
Service Supplied

Annual Vehicle Revenue Miles (VRM) 416,411
Annual Vehicle Revenue Hours (VRH) 15,811
Vehicles Operated in Maximum Service (VOMS) 19

Modal Characteristics

Mode	Annual Unlinked Passenger Trips	Directly Operated VOMS	Purchased Transportation VOMS	Annual Vehicle Revenue Miles	Annual Vehicle Revenue Hours
Demand Response	12,857	19	0	416,411	15,811
Total	12,857	19	0	416,411	15,811

Unlinked Passenger Trip per Vehicle Revenue Mile



Mode	Service Efficiency		Service Effectiveness		
	OE per VRM	OE per VRH	UPT per VRM	UPT per VRH	OE per UPT
Demand Response	\$2.84	\$74.82	0.0	0.8	\$92.01
Total	\$2.84	\$74.82	0.0	0.8	\$92.01

2023 Annual Agency Profile - Aspermont Small Business Development Center, Inc. (NTD ID 60202)

2023 Funding Breakdown

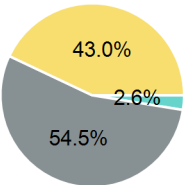
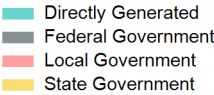
Summary of Operating Expenses (OE)

Sources of Operating Funds Expended

Operating Funding Sources

Mode	Operating Expenses	Fare Revenues
Demand Response	\$1,182,939	\$0
Total	\$1,182,939	\$0

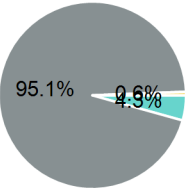
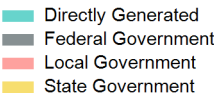
Directly Generated	\$30,214
Federal Government	\$644,220
Local Government	\$0
State Government	\$508,505
Total Operating Funds Expended	\$1,182,939



Capital Funding Sources

Sources of Capital Funds Expended

Directly Generated	\$3,735
Federal Government	\$82,158
Local Government	\$0
State Government	\$525
Total Capital Funds Expended	\$86,418



2023 Asset Management

Transit Asset Management (TAM) Tier	Tier II	TAM Sponsor NTD ID	6R05
Metrics			
Mode		Average Fleet Age in Years	
Demand Response		4.5	