

# 2023 Annual Agency Profile - Muskogee County Public Transit Authority (NTD ID 60203)

Mailing Address: 4401 E HAYES ST  
MUSKOGEE, OK

Website: <http://www.muskogeecountytransit.org/>

## Service Consumed

Annual Unlinked Trips (UPT) 42,962

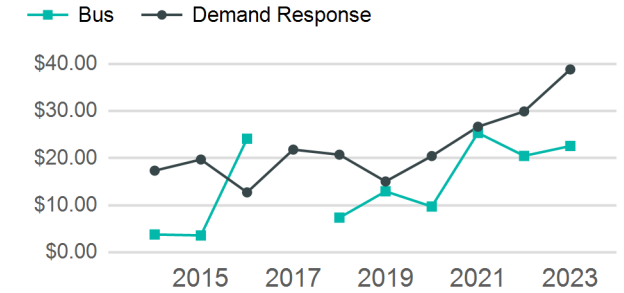
## Assets

Revenue Vehicles 37  
Service Vehicles  
Facilities 1

## Service Supplied

Annual Vehicle Revenue Miles (VRM) 368,584  
Annual Vehicle Revenue Hours (VRH) 29,427  
Vehicles Operated in Maximum Service (VOMS) 22

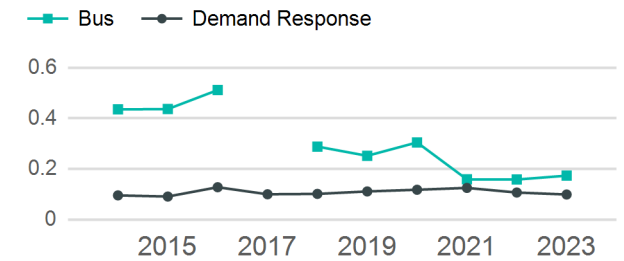
## Operating Expenses per Vehicle Revenue Mile



## Modal Characteristics

Mode	Annual Unlinked Passenger Trips	Directly Operated VOMS	Purchased Transportation VOMS	Annual Vehicle Revenue Miles	Annual Vehicle Revenue Hours
Demand Response	27,900	18	0	281,768	23,432
Bus	15,062	4	0	86,816	5,995
<b>Total</b>	<b>42,962</b>	<b>22</b>	<b>0</b>	<b>368,584</b>	<b>29,427</b>

## Unlinked Passenger Trip per Vehicle Revenue Mile



## Metrics

### Service Efficiency

### Service Effectiveness

Mode	OE per VRM	OE per VRH	UPT per VRM	UPT per VRH	OE per UPT
Demand Response	\$3.84	\$46.23	0.1	1.2	\$38.82
Bus	\$3.92	\$56.71	0.2	2.5	\$22.57
<b>Total</b>	<b>\$3.86</b>	<b>\$48.36</b>	<b>0.1</b>	<b>1.5</b>	<b>\$33.13</b>

# 2023 Annual Agency Profile - Muskogee County Public Transit Authority (NTD ID 60203)

## 2023 Funding Breakdown

### Summary of Operating Expenses (OE)

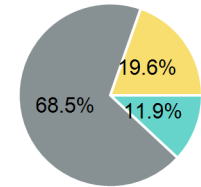
Mode	Operating Expenses	Fare Revenues
Demand Response	\$1,083,193	\$0
Bus	\$339,977	\$0
<b>Total</b>	<b>\$1,423,170</b>	<b>\$0</b>

### Sources of Operating Funds Expended

Directly Generated	\$169,573
Federal Government	\$974,568
Local Government	\$0
State Government	\$279,029
<b>Total Operating Funds Expended</b>	<b>\$1,423,170</b>

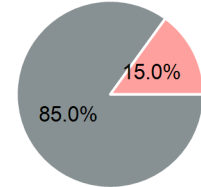
### Operating Funding Sources

■ Directly Generated  
■ Federal Government  
■ Local Government  
■ State Government



### Capital Funding Sources

■ Directly Generated  
■ Federal Government  
■ Local Government  
■ State Government



### Sources of Capital Funds Expended

Directly Generated	\$0
Federal Government	\$90,401
Local Government	\$15,954
State Government	\$0
<b>Total Capital Funds Expended</b>	<b>\$106,355</b>

## 2023 Asset Management

Transit Asset Management (TAM) Tier: Tier II      TAM Sponsor NTD ID: 6R04

### Metrics

Mode	Average Fleet Age in Years
Demand Response	4.4
Bus	5.0