

2023 Annual Agency Profile - Caldwell Parish Police Jury (NTD ID 60209)

Mailing Address: 201 MAIN ST STE 5
Columbia, LA

Website: <http://www.caldwellcoa.org/services.html>

Service Consumed

Annual Unlinked Trips (UPT) 8,806

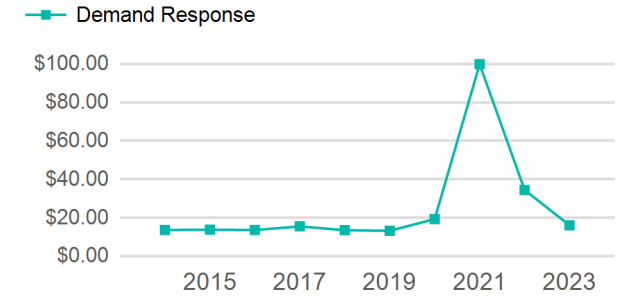
Assets

Revenue Vehicles 4
Service Vehicles
Facilities

Service Supplied

Annual Vehicle Revenue Miles (VRM) 59,644
Annual Vehicle Revenue Hours (VRH) 2,153
Vehicles Operated in Maximum Service (VOMS) 4

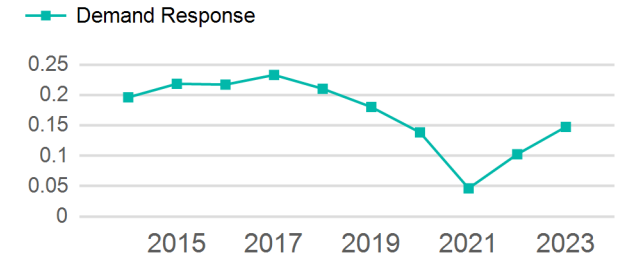
Operating Expenses per Vehicle Revenue Mile



Modal Characteristics

Mode	Annual Unlinked Passenger Trips	Directly Operated VOMS	Purchased Transportation VOMS	Annual Vehicle Revenue Miles	Annual Vehicle Revenue Hours
Demand Response	8,806	4	0	59,644	2,153
Total	8,806	4	0	59,644	2,153

Unlinked Passenger Trip per Vehicle Revenue Mile



Mode	Service Efficiency		Service Effectiveness		
	OE per VRM	OE per VRH	UPT per VRM	UPT per VRH	OE per UPT
Demand Response	\$2.38	\$66.06	0.1	4.1	\$16.15
Total	\$2.38	\$66.06	0.1	4.1	\$16.15

2023 Annual Agency Profile - Caldwell Parish Police Jury (NTD ID 60209)

2023 Funding Breakdown

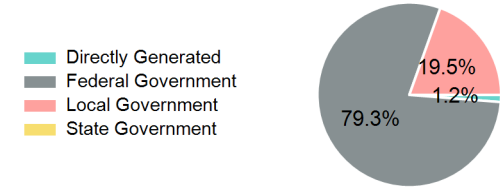
Summary of Operating Expenses (OE)

Mode	Operating Expenses	Fare Revenues
Demand Response	\$142,221	\$0
Total	\$142,221	\$0

Sources of Operating Funds Expended

Directly Generated	\$1,767
Federal Government	\$112,715
Local Government	\$27,739
State Government	\$0
Total Operating Funds Expended	\$142,221

Operating Funding Sources



Capital Funding Sources

Sources of Capital Funds Expended

Directly Generated	\$0
Federal Government	\$0
Local Government	\$0
State Government	\$0
Total Capital Funds Expended	\$0



2023 Asset Management

Transit Asset Management (TAM) Tier	Tier II	TAM Sponsor NTD ID	6R02
--	---------	---------------------------	------

Metrics

Mode	Average Fleet Age in Years
Demand Response	5.3