

2023 Annual Agency Profile - Vermilion Parish Police Jury (NTD ID 60211)

Mailing Address: 100 N STATE ST
ABBEVILLE, LA

Website: <http://www.stmarycaa.org/caa%20programs.htm>

Service Consumed

Annual Unlinked Trips (UPT) 3,139

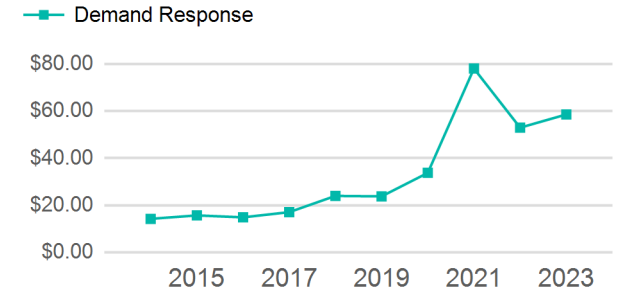
Assets

Revenue Vehicles 6
Service Vehicles
Facilities 1

Service Supplied

Annual Vehicle Revenue Miles (VRM) 43,025
Annual Vehicle Revenue Hours (VRH) 2,882
Vehicles Operated in Maximum Service (VOMS) 6

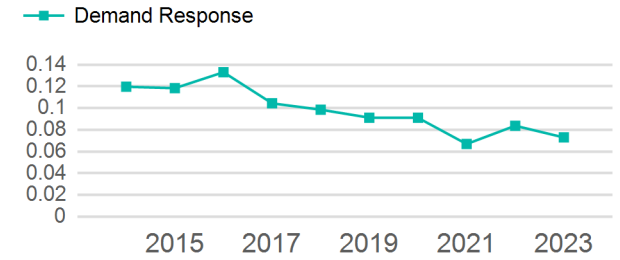
Operating Expenses per Vehicle Revenue Mile



Modal Characteristics

| Mode | Annual Unlinked Passenger Trips | Directly Operated VOMS | Purchased Transportation VOMS | Annual Vehicle Revenue Miles | Annual Vehicle Revenue Hours |
|-----------------|---------------------------------|------------------------|-------------------------------|------------------------------|------------------------------|
| Demand Response | 3,139 | 6 | 0 | 43,025 | 2,882 |
| Total | 3,139 | 6 | 0 | 43,025 | 2,882 |

Unlinked Passenger Trip per Vehicle Revenue Mile



| Mode | Service Efficiency | | Service Effectiveness | | |
|-----------------|--------------------|----------------|-----------------------|-------------|----------------|
| | OE per VRM | OE per VRH | UPT per VRM | UPT per VRH | OE per UPT |
| Demand Response | \$4.27 | \$63.77 | 0.1 | 1.1 | \$58.55 |
| Total | \$4.27 | \$63.77 | 0.1 | 1.1 | \$58.55 |

2023 Annual Agency Profile - Vermilion Parish Police Jury (NTD ID 60211)

2023 Funding Breakdown

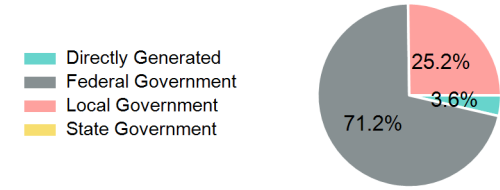
Summary of Operating Expenses (OE)

| Mode | Operating Expenses | Fare Revenues |
|-----------------|--------------------|---------------|
| Demand Response | \$183,790 | \$0 |
| Total | \$183,790 | \$0 |

Sources of Operating Funds Expended

| | |
|---------------------------------------|------------------|
| Directly Generated | \$6,663 |
| Federal Government | \$130,793 |
| Local Government | \$46,334 |
| State Government | \$0 |
| Total Operating Funds Expended | \$183,790 |

Operating Funding Sources



Capital Funding Sources

Sources of Capital Funds Expended

| | |
|-------------------------------------|------------|
| Directly Generated | \$0 |
| Federal Government | \$0 |
| Local Government | \$0 |
| State Government | \$0 |
| Total Capital Funds Expended | \$0 |



2023 Asset Management

Transit Asset Management (TAM) Tier: Tier II TAM Sponsor NTD ID: 6R02

Metrics

| Mode | Average Fleet Age in Years |
|-----------------|----------------------------|
| Demand Response | 6.2 |