

2023 Annual Agency Profile - Logan County Historical Society (NTD ID 60214)

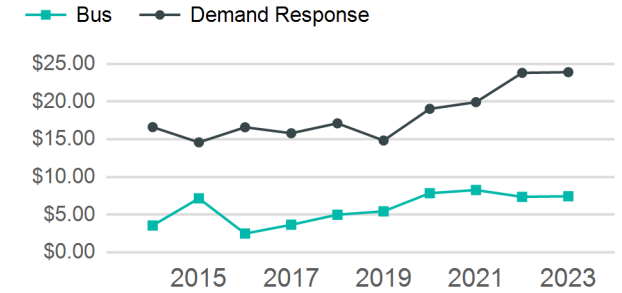
Mailing Address: 311 AIRPORT RD
GUTHRIE, OK

Website: <http://www.firstcapitaltrolley.com>

Service Consumed

Annual Unlinked Trips (UPT) 137,104

Operating Expenses per Vehicle Revenue Mile



Assets

Revenue Vehicles 77
Service Vehicles
Facilities 1

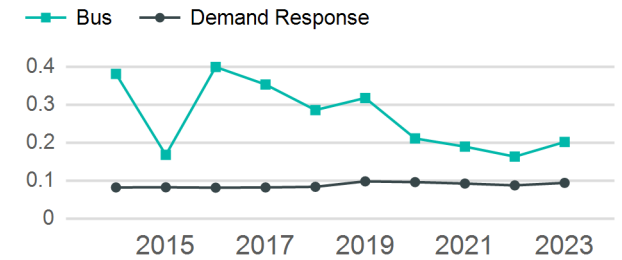
Service Supplied

Annual Vehicle Revenue Miles (VRM) 1,436,496
Annual Vehicle Revenue Hours (VRH) 72,207
Vehicles Operated in Maximum Service (VOMS) 37

Modal Characteristics

Mode	Annual Unlinked Passenger Trips	Directly Operated VOMS	Purchased Transportation VOMS	Annual Vehicle Revenue Miles	Annual Vehicle Revenue Hours
Demand Response	133,228	36	0	1,417,279	71,334
Bus	3,876	1	0	19,217	873
Total	137,104	37	0	1,436,496	72,207

Unlinked Passenger Trip per Vehicle Revenue Mile



Metrics

Service Efficiency

Service Effectiveness

Mode	OE per VRM	OE per VRH	UPT per VRM	UPT per VRH	OE per UPT
Demand Response	\$2.25	\$44.64	0.1	1.9	\$23.90
Bus	\$1.50	\$33.09	0.2	4.4	\$7.45
Total	\$2.24	\$44.50	0.1	1.9	\$23.44

2023 Annual Agency Profile - Logan County Historical Society (NTD ID 60214)

2023 Funding Breakdown

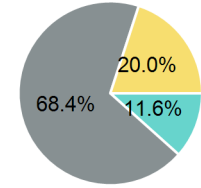
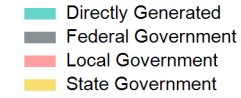
Summary of Operating Expenses (OE)

Mode	Operating Expenses	Fare Revenues
Demand Response	\$3,184,657	\$0
Bus	\$28,884	\$0
Total	\$3,213,541	\$0

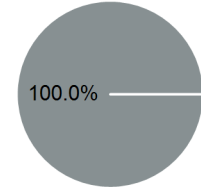
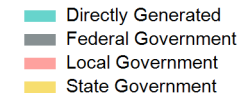
Sources of Operating Funds Expended

Directly Generated	\$373,089
Federal Government	\$2,198,492
Local Government	\$0
State Government	\$641,960
Total Operating Funds Expended	\$3,213,541

Operating Funding Sources



Capital Funding Sources



Sources of Capital Funds Expended

Directly Generated	\$0
Federal Government	\$358,572
Local Government	\$0
State Government	\$0
Total Capital Funds Expended	\$358,572

2023 Asset Management

Transit Asset Management (TAM) Tier: Tier II TAM Sponsor NTD ID: 6R04

Metrics

Mode	Average Fleet Age in Years
Demand Response	5.2
Bus	19.8