

2023 Annual Agency Profile - City of West Monroe/West Ouachita Parish (NTD ID 60217)

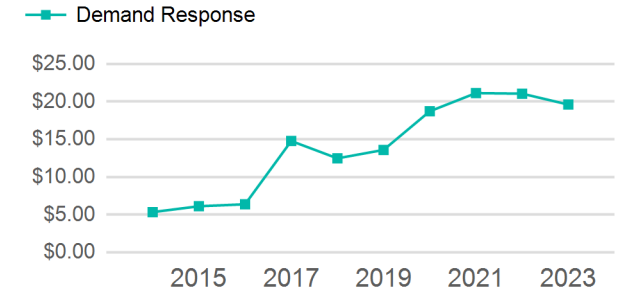
Mailing Address: 2301 N 7TH ST
WEST MONROE, LA

Website: <http://www.westmonroe.com/senior-center/senior-center>

Service Consumed

Annual Unlinked Trips (UPT) 26,287

Operating Expenses per Vehicle Revenue Mile



Assets

Revenue Vehicles	11
Service Vehicles	
Facilities	1

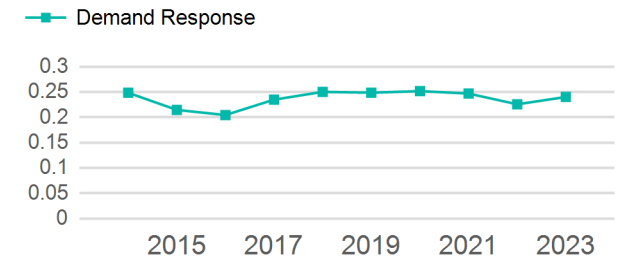
Service Supplied

Annual Vehicle Revenue Miles (VRM)	109,427
Annual Vehicle Revenue Hours (VRH)	8,916
Vehicles Operated in Maximum Service (VOMS)	11

Modal Characteristics

Mode	Annual Unlinked Passenger Trips	Directly Operated VOMS	Purchased Transportation VOMS	Annual Vehicle Revenue Miles	Annual Vehicle Revenue Hours
Demand Response	26,287	11	0	109,427	8,916
Total	26,287	11	0	109,427	8,916

Unlinked Passenger Trip per Vehicle Revenue Mile



Metrics

Mode	Service Efficiency		Service Effectiveness		
	OE per VRM	OE per VRH	UPT per VRM	UPT per VRH	OE per UPT
Demand Response	\$4.71	\$57.80	0.2	2.9	\$19.61
Total	\$4.71	\$57.80	0.2	2.9	\$19.61

2023 Annual Agency Profile - City of West Monroe/West Ouachita Parish (NTD ID 60217)

2023 Funding Breakdown

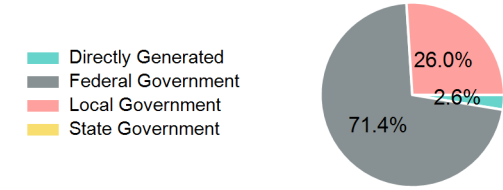
Summary of Operating Expenses (OE)

Mode	Operating Expenses	Fare Revenues
Demand Response	\$515,379	\$0
Total	\$515,379	\$0

Sources of Operating Funds Expended

Directly Generated	\$13,288
Federal Government	\$367,958
Local Government	\$134,133
State Government	\$0
Total Operating Funds Expended	\$515,379

Operating Funding Sources



Capital Funding Sources

Sources of Capital Funds Expended

Directly Generated	\$0
Federal Government	\$0
Local Government	\$0
State Government	\$0
Total Capital Funds Expended	\$0



2023 Asset Management

Transit Asset Management (TAM) Tier	Tier II	TAM Sponsor NTD ID	6R02
--	---------	---------------------------	------

Metrics

Mode	Average Fleet Age in Years
Demand Response	4.1