

2023 Annual Agency Profile - Washita Valley Community Action Council (NTD ID 60220)

Mailing Address: 1000 W MINNESOTA AVE
CHICKASHA, OK

Website: <http://www.washitavalleycommunityactioncouncil.com>

Service Consumed

Annual Unlinked Trips (UPT) 9,659

Service Supplied

Annual Vehicle Revenue Miles (VRM) 39,696

Annual Vehicle Revenue Hours (VRH) 8,194

Vehicles Operated in Maximum Service (VOMS) 5

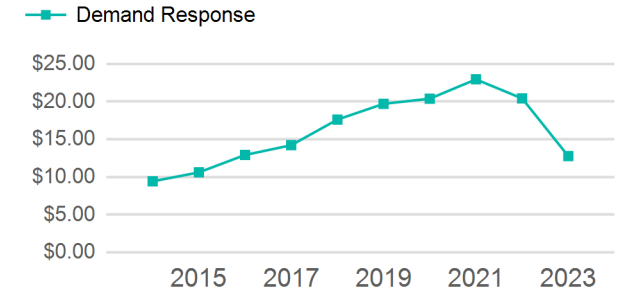
Assets

Revenue Vehicles 8

Service Vehicles

Facilities

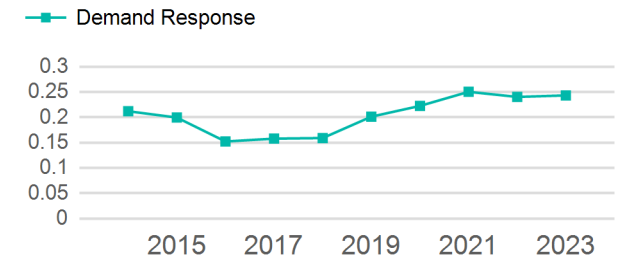
Operating Expenses per Vehicle Revenue Mile



Modal Characteristics

Mode	Annual Unlinked Passenger Trips	Directly Operated VOMS	Purchased Transportation VOMS	Annual Vehicle Revenue Miles	Annual Vehicle Revenue Hours
Demand Response	9,659	5	0	39,696	8,194
Total	9,659	5	0	39,696	8,194

Unlinked Passenger Trip per Vehicle Revenue Mile



Metrics

Service Efficiency

Service Effectiveness

Mode	OE per VRM	OE per VRH	UPT per VRM	UPT per VRH	OE per UPT
Demand Response	\$3.11	\$15.05	0.2	1.2	\$12.77
Total	\$3.11	\$15.05	0.2	1.2	\$12.77

2023 Annual Agency Profile - Washita Valley Community Action Council (NTD ID 60220)

2023 Funding Breakdown

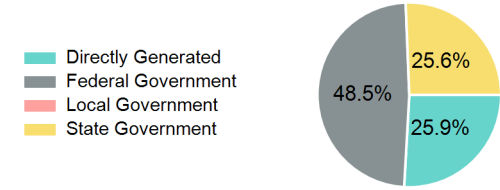
Summary of Operating Expenses (OE)

Mode	Operating Expenses	Fare Revenues
Demand Response	\$123,342	\$0
Total	\$123,342	\$0

Sources of Operating Funds Expended

Directly Generated	\$31,946
Federal Government	\$59,782
Local Government	\$0
State Government	\$31,614
Total Operating Funds Expended	\$123,342

Operating Funding Sources



Capital Funding Sources

Sources of Capital Funds Expended

Directly Generated	\$0
Federal Government	\$0
Local Government	\$0
State Government	\$0
Total Capital Funds Expended	\$0



2023 Asset Management

Transit Asset Management (TAM) Tier Tier II **TAM Sponsor NTD ID** 6R04

Metrics

Mode	Average Fleet Age in Years
Demand Response	5.8