

# 2023 Annual Agency Profile - Terrebonne Parish Consolidated Government (NTD ID 60232)

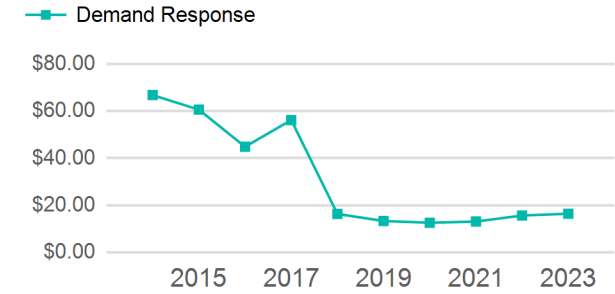
**Mailing Address:** 8026 MAIN ST FL 3  
HOUMA, LA

**Website:** <http://www.terrebonnecoa.com/solution/rural-transit>

## Service Consumed

**Annual Unlinked Trips (UPT)** 39,250

## Operating Expenses per Vehicle Revenue Mile



## Assets

**Revenue Vehicles** 19  
**Service Vehicles**  
**Facilities** 1

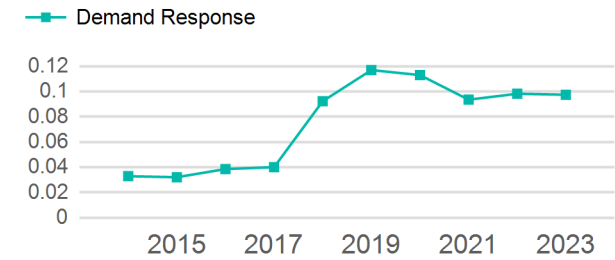
## Service Supplied

**Annual Vehicle Revenue Miles (VRM)** 402,776  
**Annual Vehicle Revenue Hours (VRH)** 32,186  
**Vehicles Operated in Maximum Service (VOMS)** 19

## Modal Characteristics

Mode	Annual Unlinked Passenger Trips	Directly Operated VOMS	Purchased Transportation VOMS	Annual Vehicle Revenue Miles	Annual Vehicle Revenue Hours
Demand Response	39,250	19	0	402,776	32,186
<b>Total</b>	<b>39,250</b>	<b>19</b>	<b>0</b>	<b>402,776</b>	<b>32,186</b>

## Unlinked Passenger Trip per Vehicle Revenue Mile



Mode	Service Efficiency		Service Effectiveness		
	OE per VRM	OE per VRH	UPT per VRM	UPT per VRH	OE per UPT
Demand Response	\$1.60	\$20.05	0.1	1.2	\$16.44
<b>Total</b>	<b>\$1.60</b>	<b>\$20.05</b>	<b>0.1</b>	<b>1.2</b>	<b>\$16.44</b>

# 2023 Annual Agency Profile - Terrebonne Parish Consolidated Government (NTD ID 60232)

## 2023 Funding Breakdown

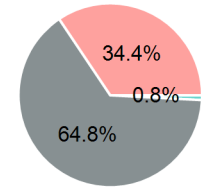
### Summary of Operating Expenses (OE)

Mode	Operating Expenses	Fare Revenues
Demand Response	\$645,202	\$0
<b>Total</b>	<b>\$645,202</b>	<b>\$0</b>

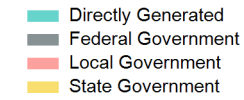
### Sources of Operating Funds Expended

Directly Generated	\$5,398
Federal Government	\$417,773
Local Government	\$222,031
State Government	\$0
<b>Total Operating Funds Expended</b>	<b>\$645,202</b>

### Operating Funding Sources



### Capital Funding Sources



### Sources of Capital Funds Expended

Directly Generated	\$0
Federal Government	\$0
Local Government	\$0
State Government	\$0
<b>Total Capital Funds Expended</b>	<b>\$0</b>

## 2023 Asset Management

<b>Transit Asset Management (TAM) Tier</b>	Tier II	<b>TAM Sponsor NTD ID</b>	6R02
--	---------	---------------------------	------

### Metrics

Mode	Average Fleet Age in Years
Demand Response	7.5