

# 2023 Annual Agency Profile - Southwest Oklahoma Community Action Group, Inc. (NTD ID 60233)

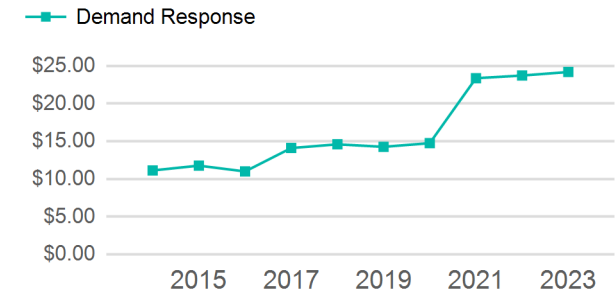
Mailing Address: 900 S CARVER Rd  
ALTUS, OK

Website: <http://www.socag.org>

## Service Consumed

Annual Unlinked Trips (UPT) 45,135

## Operating Expenses per Vehicle Revenue Mile



## Assets

Revenue Vehicles 23  
Service Vehicles  
Facilities 2

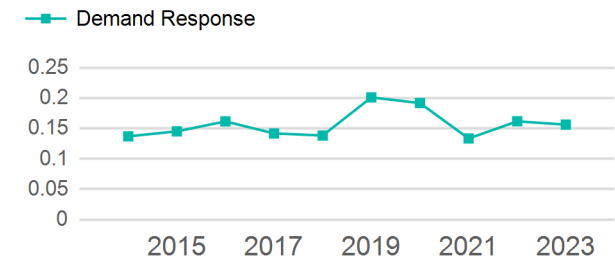
## Service Supplied

Annual Vehicle Revenue Miles (VRM) 288,781  
Annual Vehicle Revenue Hours (VRH) 24,349  
Vehicles Operated in Maximum Service (VOMS) 23

## Modal Characteristics

Mode	Annual Unlinked Passenger Trips	Directly Operated VOMS	Purchased Transportation VOMS	Annual Vehicle Revenue Miles	Annual Vehicle Revenue Hours
Demand Response	45,135	23	0	288,781	24,349
<b>Total</b>	<b>45,135</b>	<b>23</b>	<b>0</b>	<b>288,781</b>	<b>24,349</b>

## Unlinked Passenger Trip per Vehicle Revenue Mile



## Metrics

### Service Efficiency

### Service Effectiveness

Mode	OE per VRM	OE per VRH	UPT per VRM	UPT per VRH	OE per UPT
Demand Response	\$3.78	\$44.83	0.2	1.9	\$24.19
<b>Total</b>	<b>\$3.78</b>	<b>\$44.83</b>	<b>0.2</b>	<b>1.9</b>	<b>\$24.19</b>

# 2023 Annual Agency Profile - Southwest Oklahoma Community Action Group, Inc. (NTD ID 60233)

## 2023 Funding Breakdown

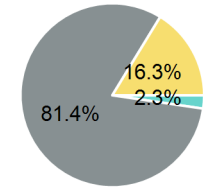
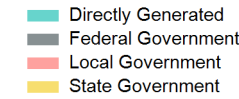
### Summary of Operating Expenses (OE)

Mode	Operating Expenses	Fare Revenues
Demand Response	\$1,091,672	\$0
<b>Total</b>	<b>\$1,091,672</b>	<b>\$0</b>

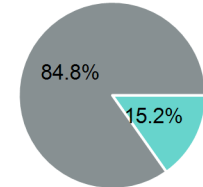
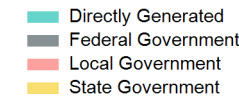
### Sources of Operating Funds Expended

Directly Generated	\$25,337
Federal Government	\$888,908
Local Government	\$0
State Government	\$177,427
<b>Total Operating Funds Expended</b>	<b>\$1,091,672</b>

### Operating Funding Sources



### Capital Funding Sources



### Sources of Capital Funds Expended

Directly Generated	\$42,170
Federal Government	\$234,942
Local Government	\$0
State Government	\$0
<b>Total Capital Funds Expended</b>	<b>\$277,112</b>

## 2023 Asset Management

Transit Asset Management (TAM) Tier Tier II

TAM Sponsor NTD ID 6R04

### Metrics

Mode	Average Fleet Age in Years
Demand Response	8.4